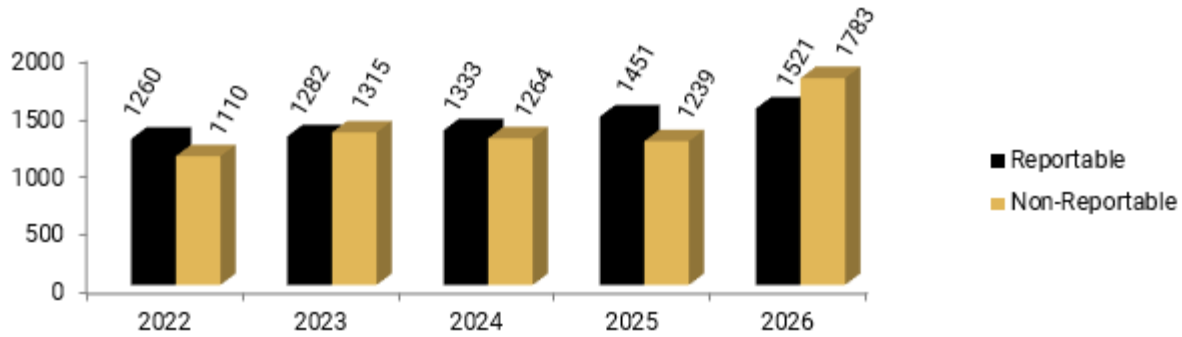




Comparisons for the Month of: January

	2022	2023	2024	2025	2026	% Difference 2025 -2026
Calls for Service						
Reportable	1260	1282	1333	1451	1521	4.8%
Non-Reportable	1110	1315	1264	1239	1783	43.9%
Total	2370	2597	2597	2690	3304	22.8%

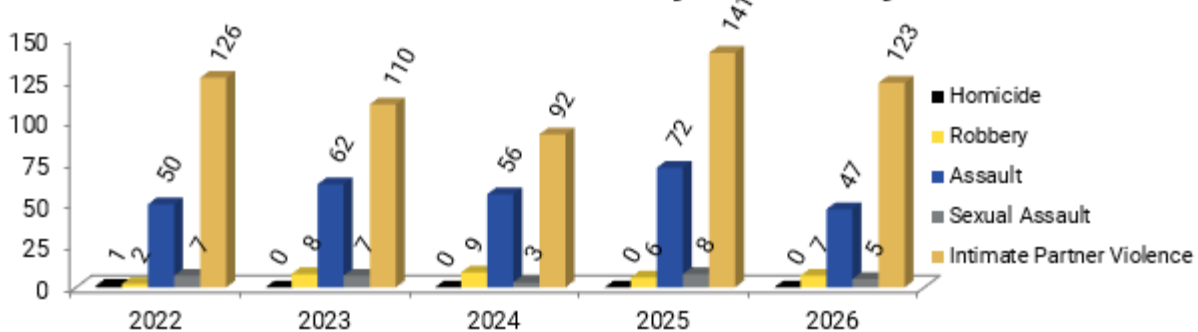
Calls for Service - January to January 2026



Crimes of Violence

Homicide	1	0	0	0	0	0.0%
Robbery	2	8	9	6	7	16.7%
Assault	50	62	56	72	47	-34.7%
Sexual Assault	7	7	3	8	5	-37.5%
Intimate Partner Violence*	126	110	92	141	123	-12.8%

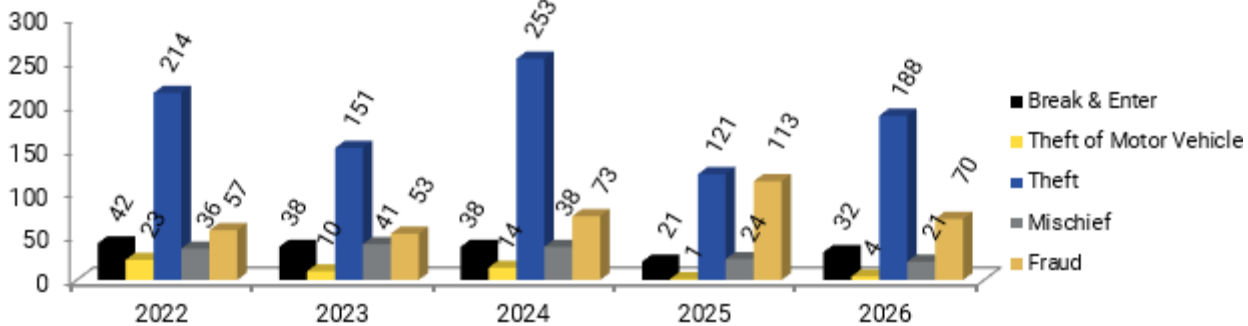
Crimes of Violence - January to January 2026



Comparisons for the Month of: January

	2022	2023	2024	2025	2026	% Difference 2025 -2026
Crimes of Property						
Break & Enter Total	42	38	38	21	32	52.4%
~Business	6	7	15	5	12	140.0%
~Residence	35	29	23	11	20	81.8%
~Other	1	2	0	5	0	-100.0%
Attempt Break & Enter**	2	8	1	1	0	-100.0%
Attempt ~ Business	-	-	1	1	0	-100.0%
Attempt ~ Residence	-	-	0	0	0	0.0%
Attempt ~ Other	-	-	0	0	0	0.0%
Theft of Motor Vehicle	23	10	14	1	4	300.0%
Attempt Theft of Motor Vehicle**	0	0	0	0	1	Infinite
Theft	214	151	253	121	188	55.4%
Shoplifting^	111	56	171	74	114	54.1%
Theft from Motor Vehicle^	72	37	34	18	41	127.8%
Mischief	36	41	38	24	21	-12.5%
Fraud	57	53	73	113	70	-38.1%

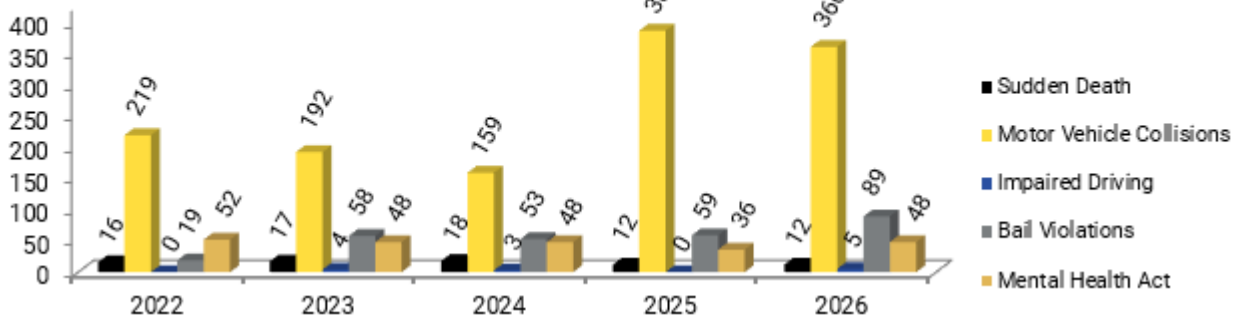
Crimes of Property - January to January 2026



Comparisons for the Month of: January

<u>Others</u>	2022	2023	2024	2025	2026	% Difference 2025 -2026
Sudden Death	16	17	18	12	12	0.0%
Motor Vehicle Collisions	219	192	159	386	360	-6.7%
~Fatalities	0	0	0	0	1	Infinite
~Injuries	21	15	10	26	18	-30.8%
Impaired Driving	0	4	3	0	5	Infinite
Bail Violations	19	58	53	59	89	50.8%
Mental Health Act	52	48	48	36	48	33.3%

Other Calls for Service - January to January 2026



*Portions may be contained in Assaults

**Totals included in primary classification

^Portions may be contained in Thefts

NOTE: Statistical classification revisions cause figures to change perpetually.

Prepared by: Tiana Winchester
Statistics Clerk

Approved by: Brent Duguay
Chief of Police

Date:

09-Mar-26