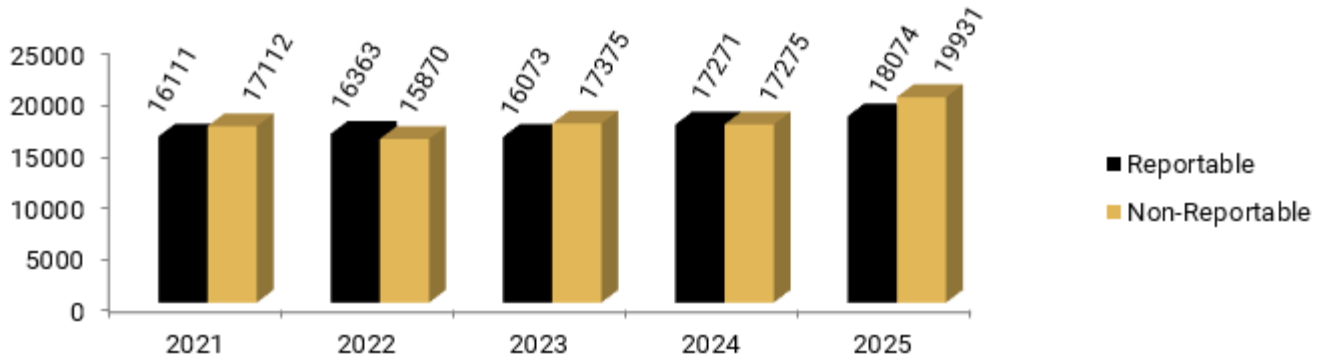




Comparisons for the Month of: December

	2021	2022	2023	2024	2025	% Difference 2024 -2025
<b>Calls for Service</b>						
Reportable	16111	16363	16073	17271	18074	4.6%
Non-Reportable	17112	15870	17375	17275	19931	15.4%
Total	33223	32233	33448	34546	38005	10.0%

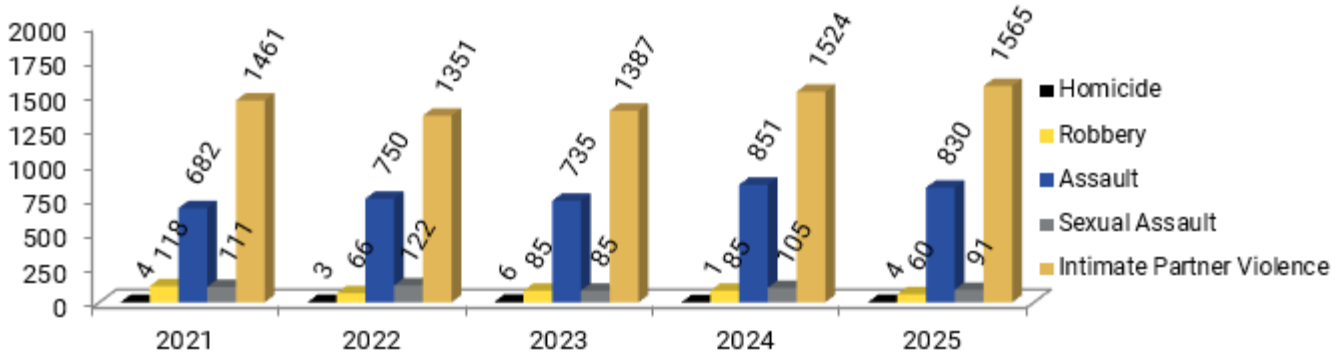
### Calls for Service - January to December 2025



### Crimes of Violence

Homicide	4	3	6	1	4	300.0%
Robbery	118	66	85	85	60	-29.4%
Assault	682	750	735	851	830	-2.5%
Sexual Assault	111	122	85	105	91	-13.3%
Intimate Partner Violence*	1461	1351	1387	1524	1565	2.7%

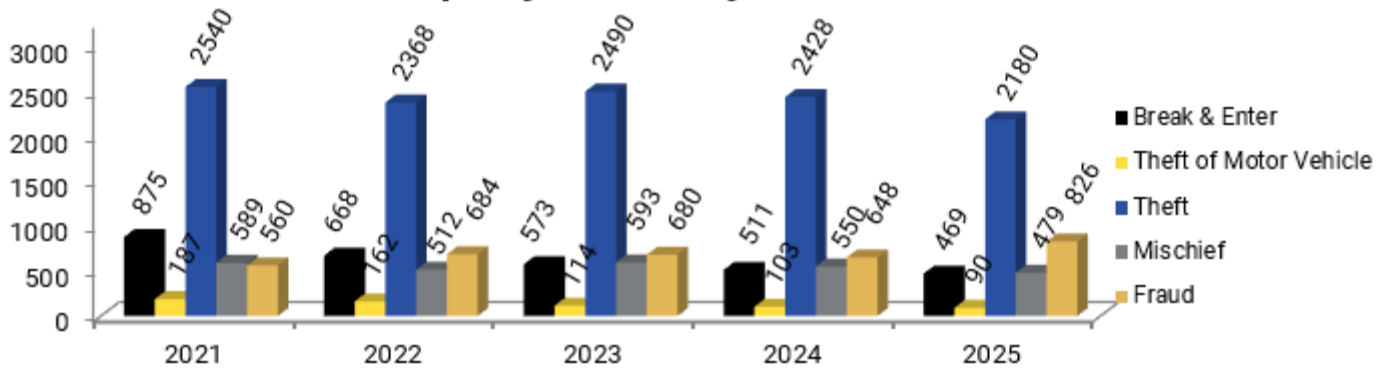
### Crimes of Violence - January to December 2025



Comparisons for the Month of: December

	2021	2022	2023	2024	2025	% Difference 2024 -2025
<b>Crimes of Property</b>						
Break & Enter Total	875	668	573	511	469	-8.2%
~Business	114	112	149	144	93	-35.4%
~Residence	651	493	384	317	329	3.8%
~Other	110	63	40	50	47	-6.0%
Attempt Break & Enter**	101	76	45	37	51	37.8%
Attempt ~ Business	-	-	12	14	13	-7.1%
Attempt ~ Residence	-	-	30	19	32	68.4%
Attempt ~ Other	-	-	3	2	4	100.0%
Theft of Motor Vehicle	187	162	114	103	90	-12.6%
Attempt Theft of Motor Vehicle**	8	9	2	1	13	1200.0%
Theft	2540	2368	2490	2428	2180	-10.2%
Shoplifting^	786	759	1218	1321	1078	-18.4%
Theft from Motor Vehicle^	926	878	598	487	612	25.7%
Mischief	589	512	593	550	479	-12.9%
Fraud	560	684	680	648	826	27.5%

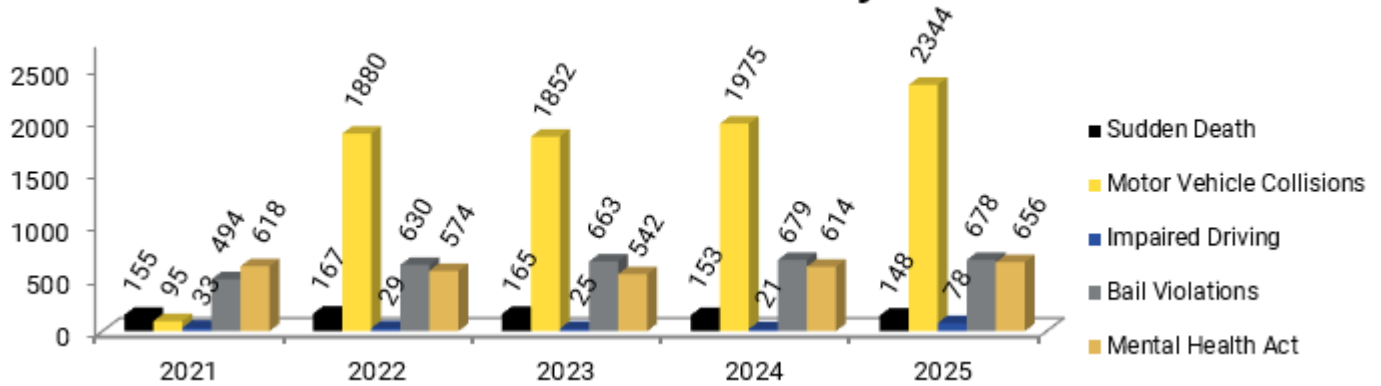
**Crimes of Property - January to December 2025**



Comparisons for the Month of: December

<u>Others</u>	2021	2022	2023	2024	2025	% Difference 2024 -2025
Sudden Death	155	167	165	153	148	-3.3%
Motor Vehicle Collisions	1466	1880	1852	1975	2344	18.7%
~Fatalities	4	1	1	3	5	66.7%
~Injuries	140	207	158	155	193	24.5%
Impaired Driving	33	29	25	21	78	271.4%
Bail Violations	494	630	663	679	678	-0.1%
Mental Health Act	618	574	542	614	656	6.8%

### Other Calls for Service - January to December 2025



\*Portions may be contained in Assaults

\*\*Totals included in primary classification

^Portions may be contained in Thefts

NOTE: Statistical classification revisions cause figures to change perpetually.

Prepared by: Tiana Winchester  
Statistics Clerk

Approved by: Brent Duguay  
Chief of Police

Date:

09-Feb-26