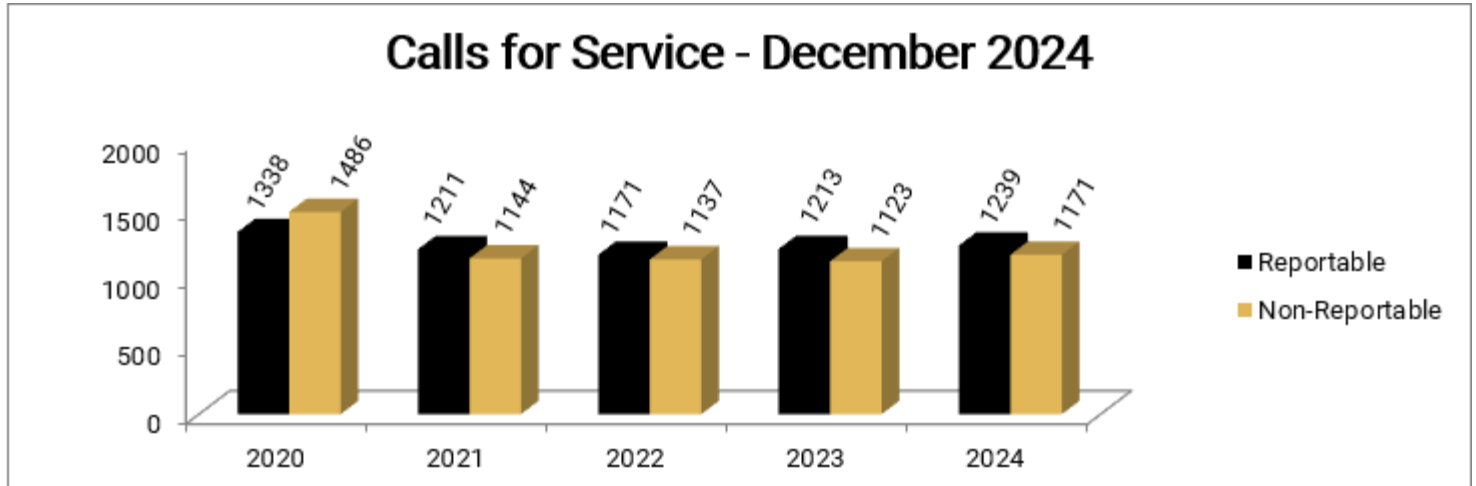




Comparisons for the Month of December

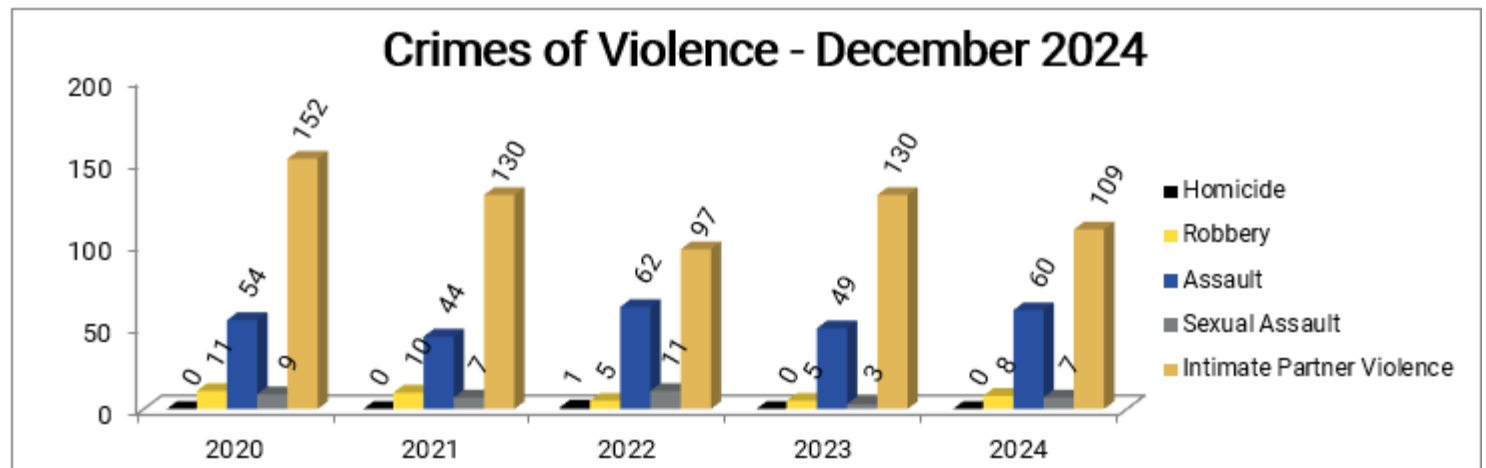
Calls for Service

	2020	2021	2022	2023	2024
Reportable	1338	1211	1171	1213	1239
Non-Reportable	1486	1144	1137	1123	1171
Total	2824	2355	2308	2336	2410



Crimes of Violence

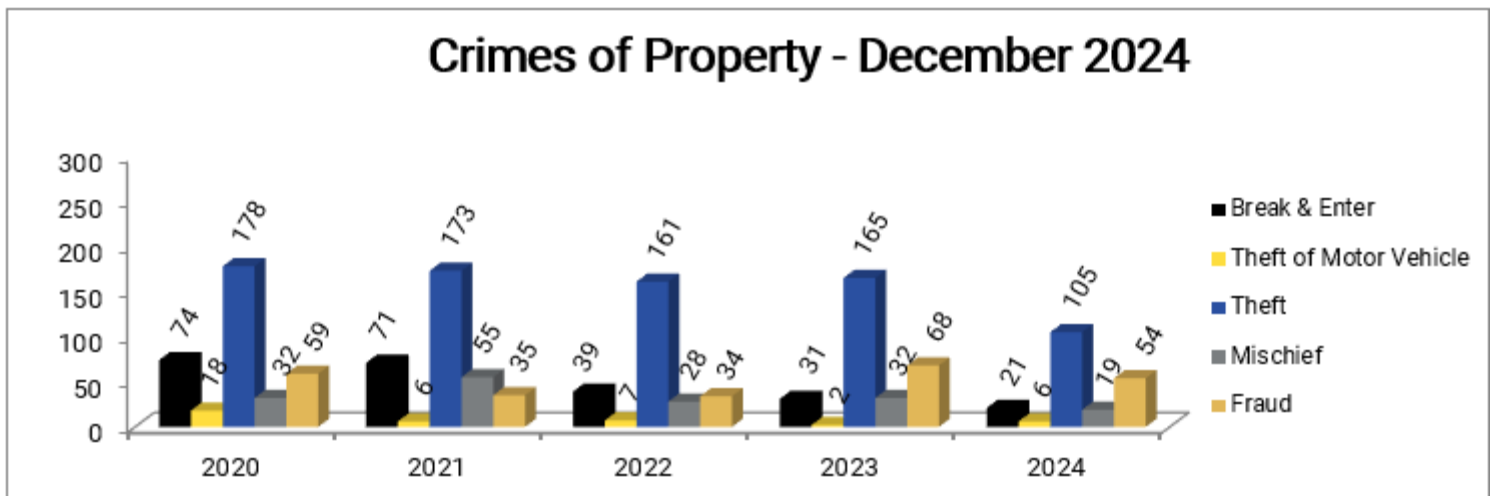
Homicide	0	0	1	0	0
Robbery	11	10	5	5	8
Assault	54	44	62	49	60
Sexual Assault	9	7	11	3	7
Intimate Partner Violence*	152	130	97	130	109





Comparisons for the Month of December

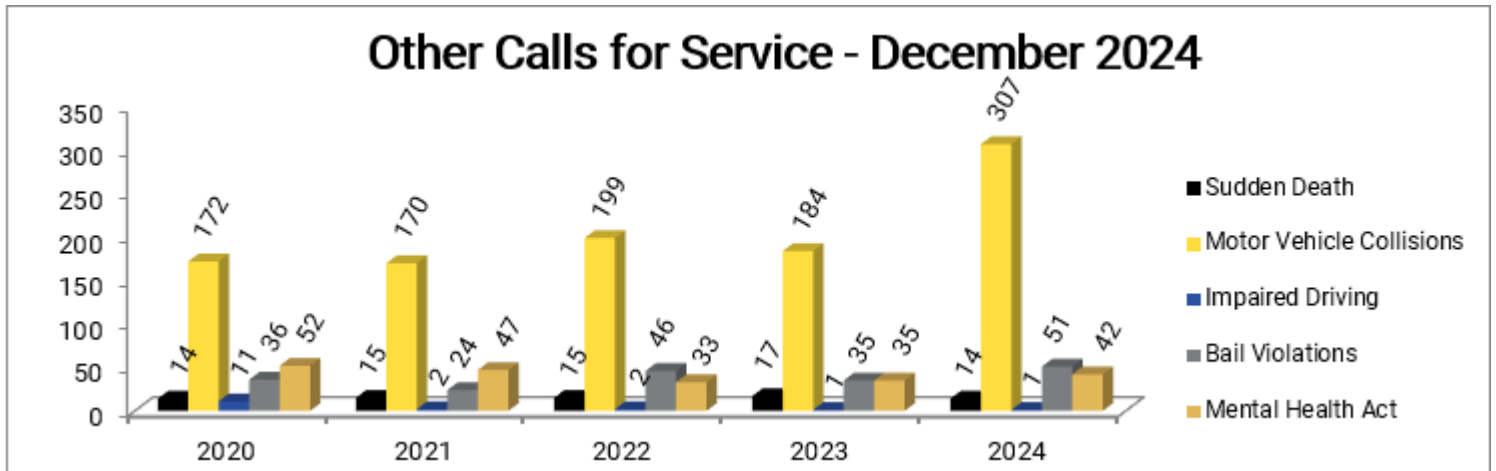
<u>Crimes of Property</u>	2020	2021	2022	2023	2024
Break & Enter Total	74	71	39	31	21
~Business	15	8	9	15	6
~Residence	52	59	26	15	12
~Other	7	4	4	1	3
Attempt Break & Enter**	7	10	3	1	0
Attempt ~ Business	-	-	-	1	0
Attempt ~ Residence	-	-	-	0	0
Attempt ~ Other	-	-	-	0	0
Theft of Motor Vehicle	18	6	7	2	6
Attempt Theft of Motor Vehicle**	1	1	0	0	0
Theft	178	173	161	165	105
Shoplifting^	50	58	43	107	54
Theft from Motor Vehicle^	66	70	64	21	17
Mischief	32	55	28	32	19
Fraud	59	35	34	68	54





Comparisons for the Month of December

<u>Others</u>	2020	2021	2022	2023	2024
Sudden Death	14	15	15	17	14
Motor Vehicle Collisions	172	170	199	184	307
~Fatalities	1	0	0	0	0
~Injuries	13	9	20	15	16
Impaired Driving	11	2	2	1	1
Bail Violation	36	24	46	35	51
Mental Health Act	52	47	33	35	42



*Portions may be contained in Assaults

**Totals included in primary classification

^Portions may be contained in Thefts

NOTE: Statistical classification revisions cause figures to change perpetually.

Prepared by: Tiana Winchester
Statistics Clerk

Approved by: Hugh Stevenson
Chief of Police

Date:

12-Feb-25