

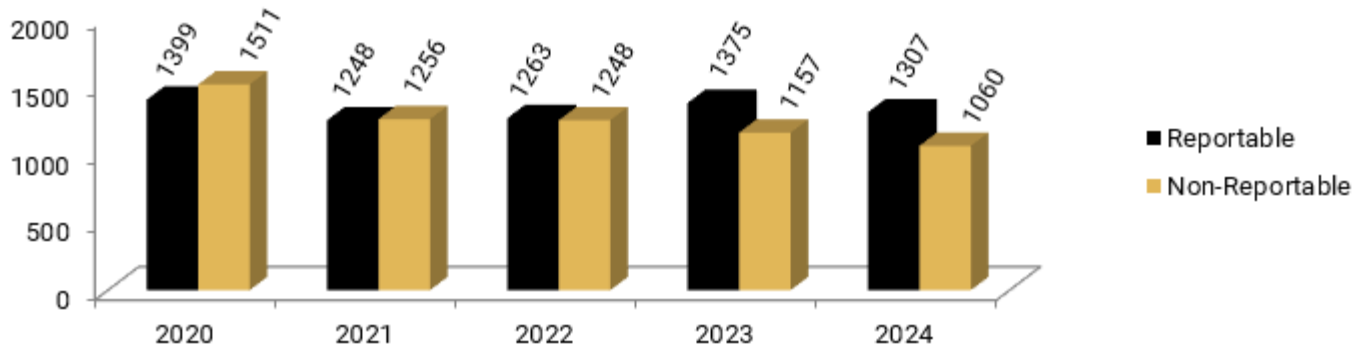


Comparisons for the Month of November

Calls for Service

	2020	2021	2022	2023	2024
Reportable	1399	1248	1263	1375	1307
Non-Reportable	1511	1256	1248	1157	1060
Total	2910	2504	2511	2532	2367

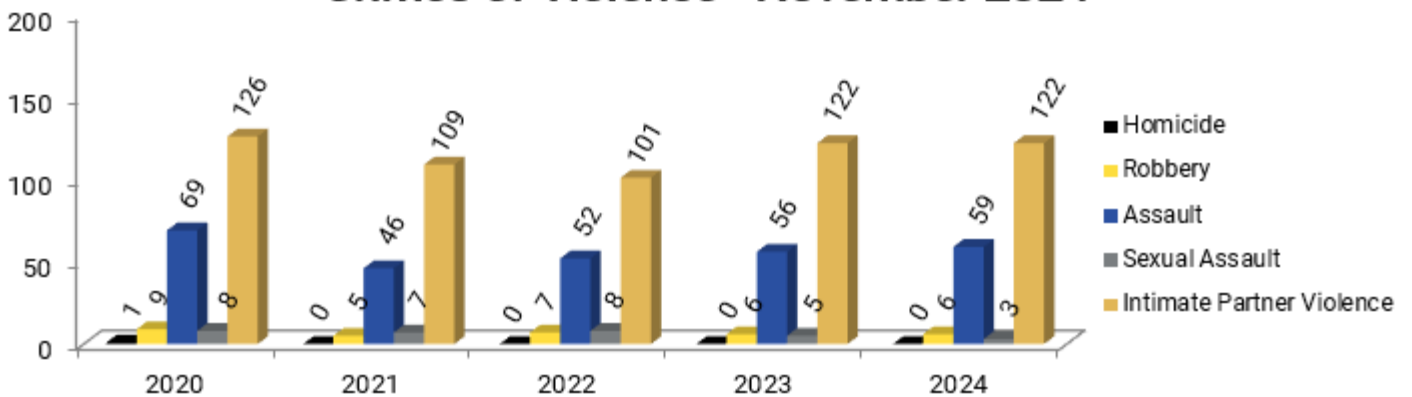
Calls for Service - November 2024



Crimes of Violence

Homicide	1	0	0	0	0
Robbery	9	5	7	6	6
Assault	69	46	52	56	59
Sexual Assault	8	7	8	5	3
Intimate Partner Violence*	126	109	101	122	122

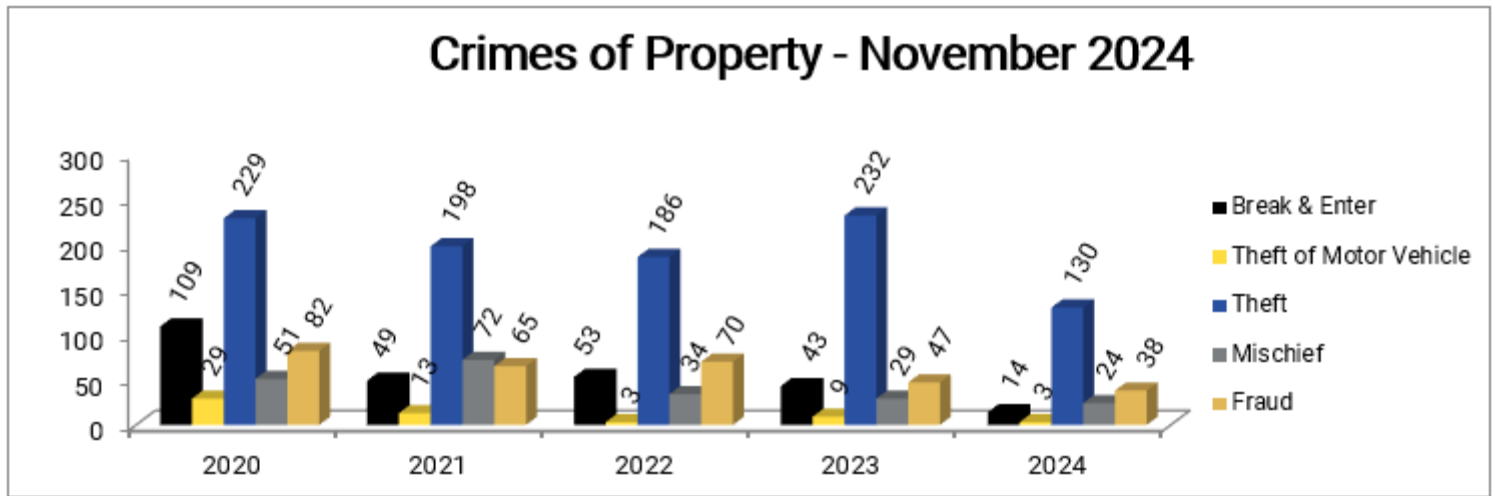
Crimes of Violence - November 2024





Comparisons for the Month of **November**

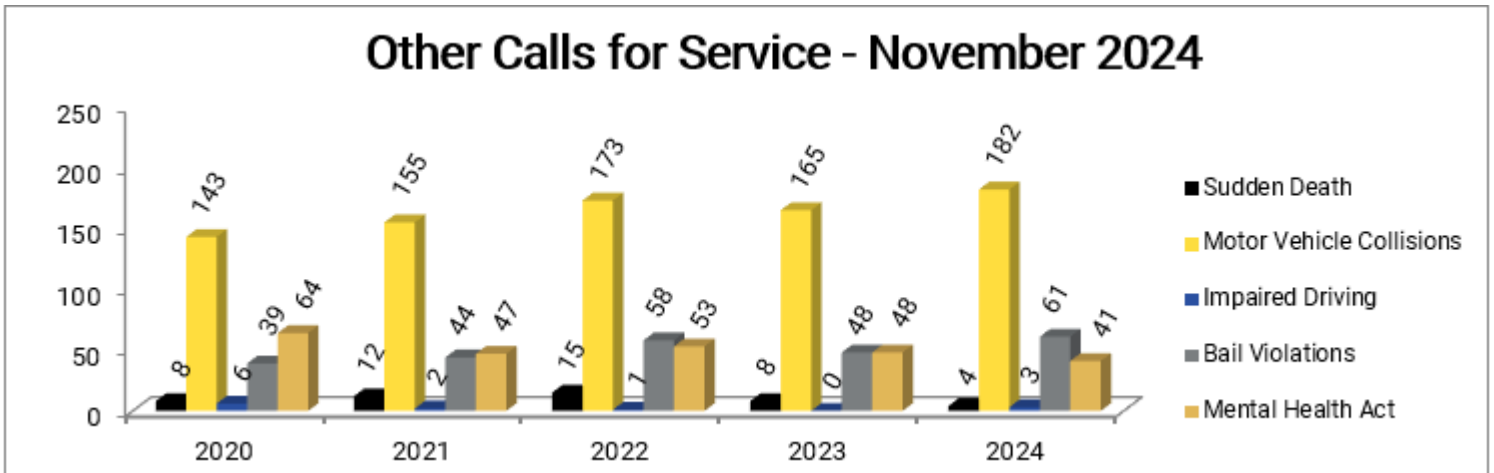
<u>Crimes of Property</u>	2020	2021	2022	2023	2024
Break & Enter Total	109	49	53	43	14
~Business	23	9	8	24	4
~Residence	74	38	42	17	10
~Other	12	2	3	2	0
Attempt Break & Enter**	4	2	13	1	2
Attempt ~ Business	-	-	-	0	1
Attempt ~ Residence	-	-	-	1	1
Attempt ~ Other	-	-	-	0	0
Theft of Motor Vehicle	29	13	3	9	3
Attempt Theft of Motor Vehicle**	1	1	0	0	0
Theft	229	198	186	232	130
Shoplifting^	37	72	81	160	84
Theft from Motor Vehicle^	143	84	60	29	20
Mischief	51	72	34	29	24
Fraud	82	65	70	47	38





Comparisons for the Month of **November**

<u>Others</u>	2020	2021	2022	2023	2024
Sudden Death	8	12	15	8	4
Motor Vehicle Collisions	143	155	173	165	182
~Fatalities	0	0	0	0	0
~Injuries	7	12	24	8	18
Impaired Driving	6	2	1	0	3
Bail Violation	39	44	58	48	61
Mental Health Act	64	47	53	48	41



*Portions may be contained in Assaults

**Totals included in primary classification

^Portions may be contained in Thefts

NOTE: Statistical classification revisions cause figures to change perpetually.

Prepared by: Tiana Winchester
Statistics Clerk

Approved by: Hugh Stevenson
Chief of Police

Date:

14-Jan-25