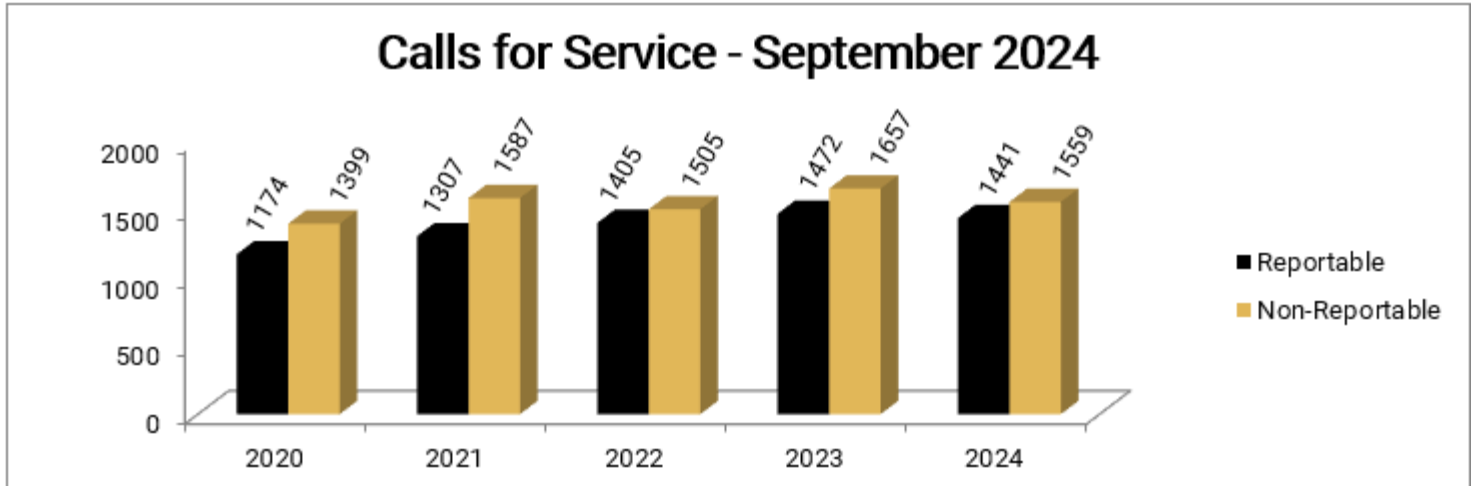




Comparisons for the Month of **September**

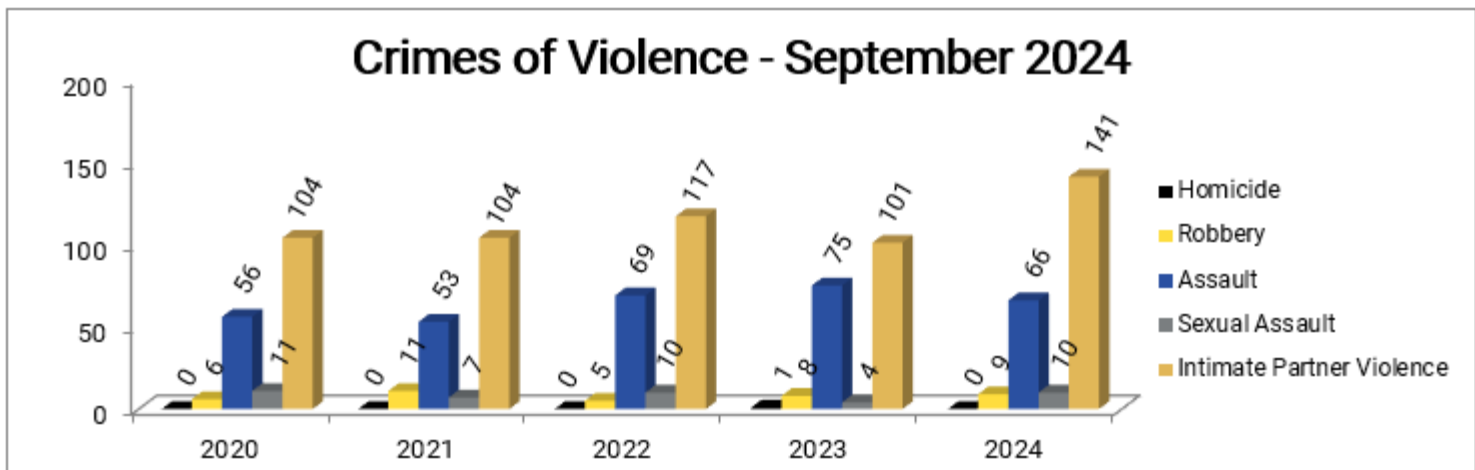
Calls for Service

	2020	2021	2022	2023	2024
Reportable	1174	1307	1405	1472	1441
Non-Reportable	1399	1587	1505	1657	1559
Total	2573	2894	2910	3129	3000



Crimes of Violence

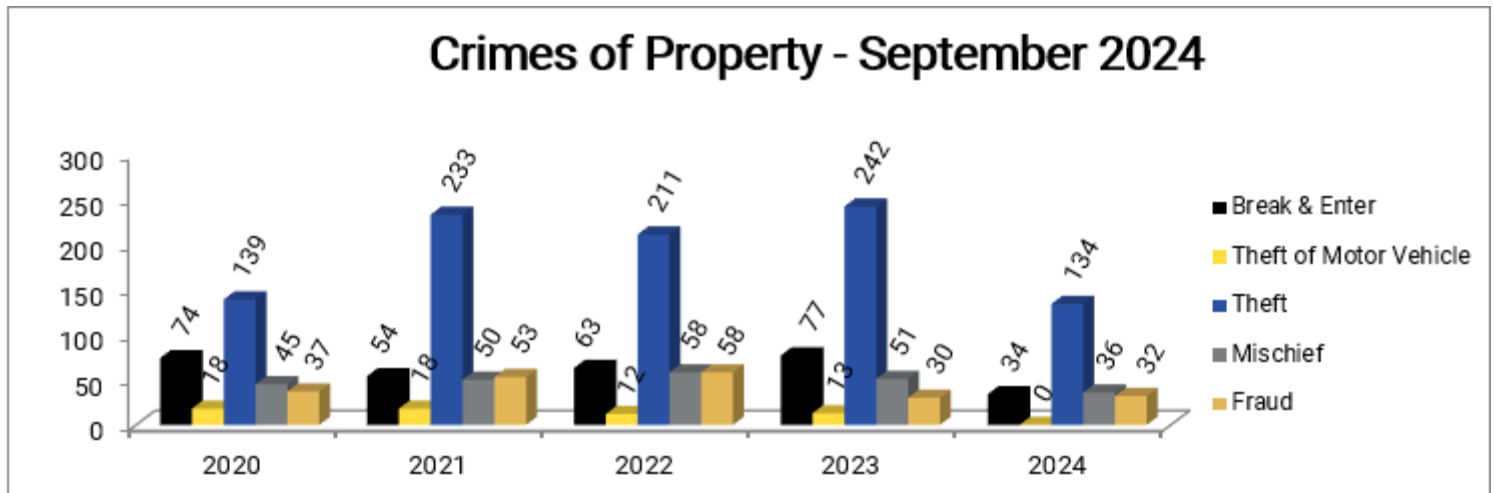
	2020	2021	2022	2023	2024
Homicide	0	0	0	1	0
Robbery	6	11	5	8	9
Assault	56	53	69	75	66
Sexual Assault	11	7	10	4	10
Intimate Partner Violence*	104	104	117	101	141





Comparisons for the Month of September

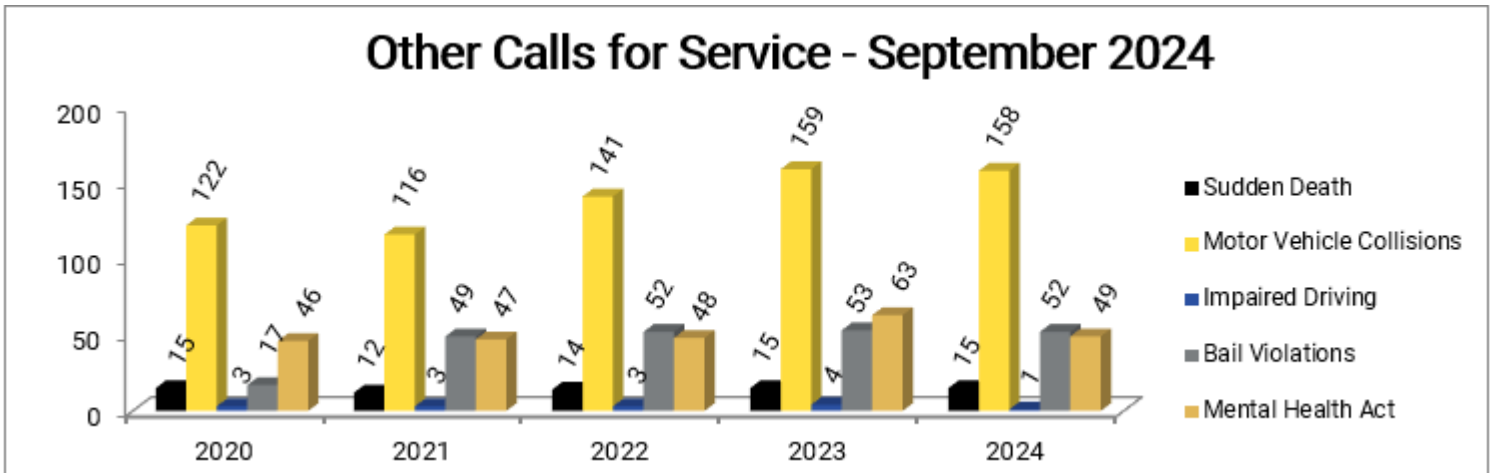
<u>Crimes of Property</u>	2020	2021	2022	2023	2024
Break & Enter Total	74	54	63	77	34
~Business	14	11	11	18	8
~Residence	55	37	43	53	22
~Other	5	6	9	6	4
Attempt Break & Enter**	4	10	7	6	4
Attempt ~ Business	-	-	-	1	1
Attempt ~ Residence	-	-	-	4	3
Attempt ~ Other	-	-	-	1	0
Theft of Motor Vehicle	18	18	12	13	0
Attempt Theft of Motor Vehicle**	1	0	2	0	0
Theft	139	233	211	242	134
Shoplifting^	15	35	49	114	65
Theft from Motor Vehicle^	61	112	88	74	23
Mischief	45	50	58	51	36
Fraud	37	53	58	30	32





Comparisons for the Month of **September**

<u>Others</u>	2020	2021	2022	2023	2024
Sudden Death	15	12	14	15	15
Motor Vehicle Collisions	122	116	141	159	158
~Fatalities	1	0	0	0	0
~Injuries	8	18	20	15	12
Impaired Driving	3	3	3	4	1
Bail Violation	17	49	52	53	52
Mental Health Act	46	47	48	63	49



*Portions may be contained in Assaults

**Totals included in primary classification

^Portions may be contained in Thefts

NOTE: Statistical classification revisions cause figures to change perpetually.

Prepared by: Tiana Winchester
Statistics Clerk

Approved by: Hugh Stevenson
Chief of Police

Date:

13-Nov-24