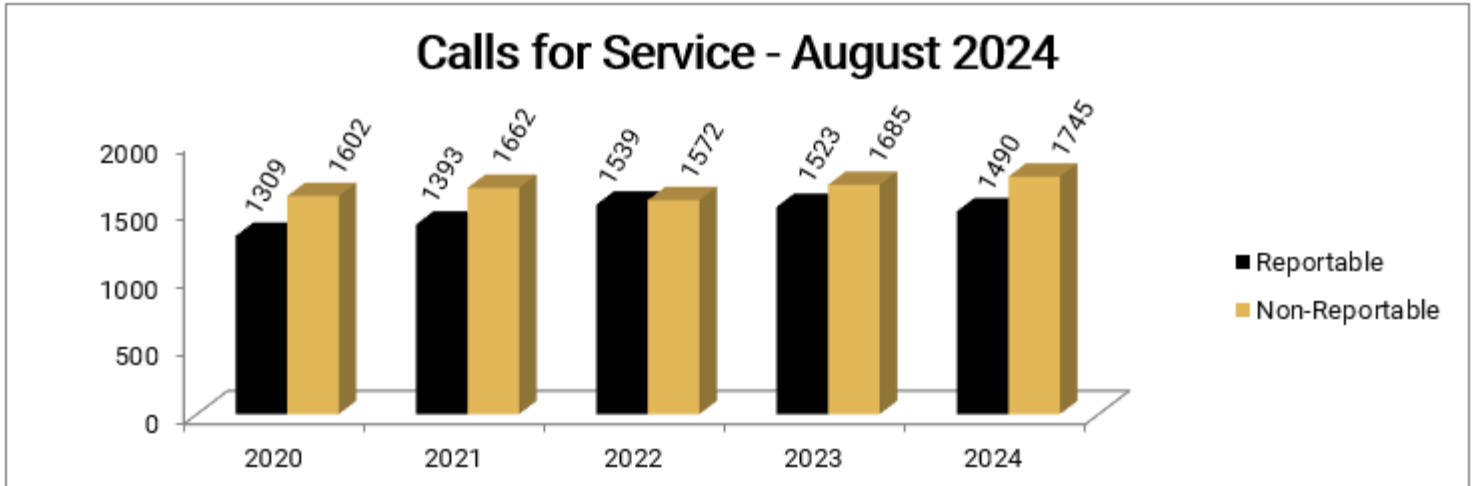




Comparisons for the Month of August

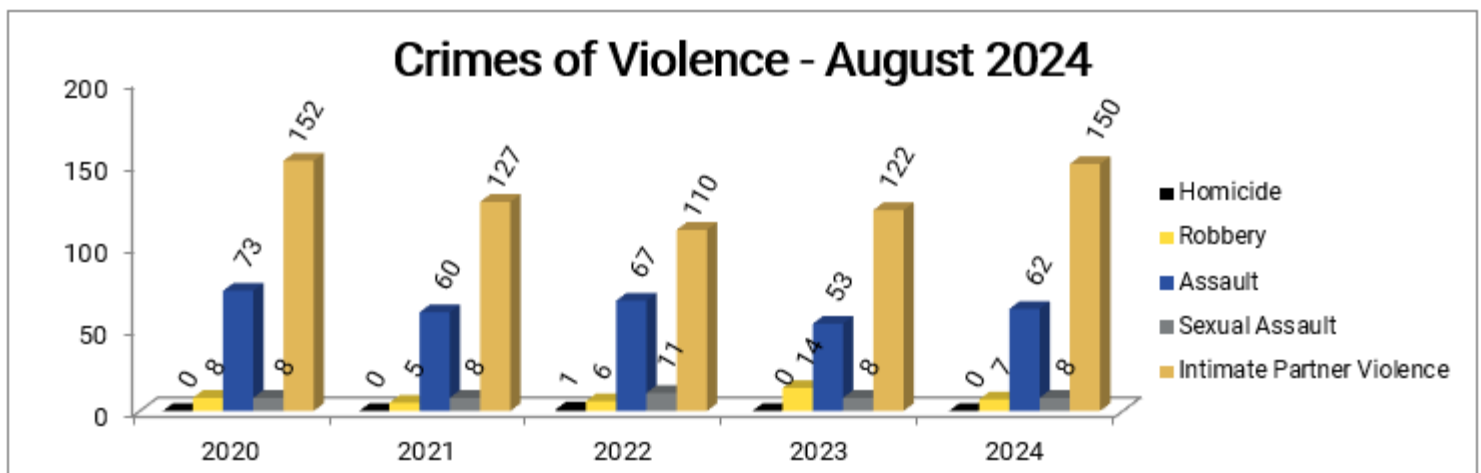
Calls for Service

	2020	2021	2022	2023	2024
Reportable	1309	1393	1539	1523	1490
Non-Reportable	1602	1662	1572	1685	1745
Total	2911	3055	3111	3208	3235



Crimes of Violence

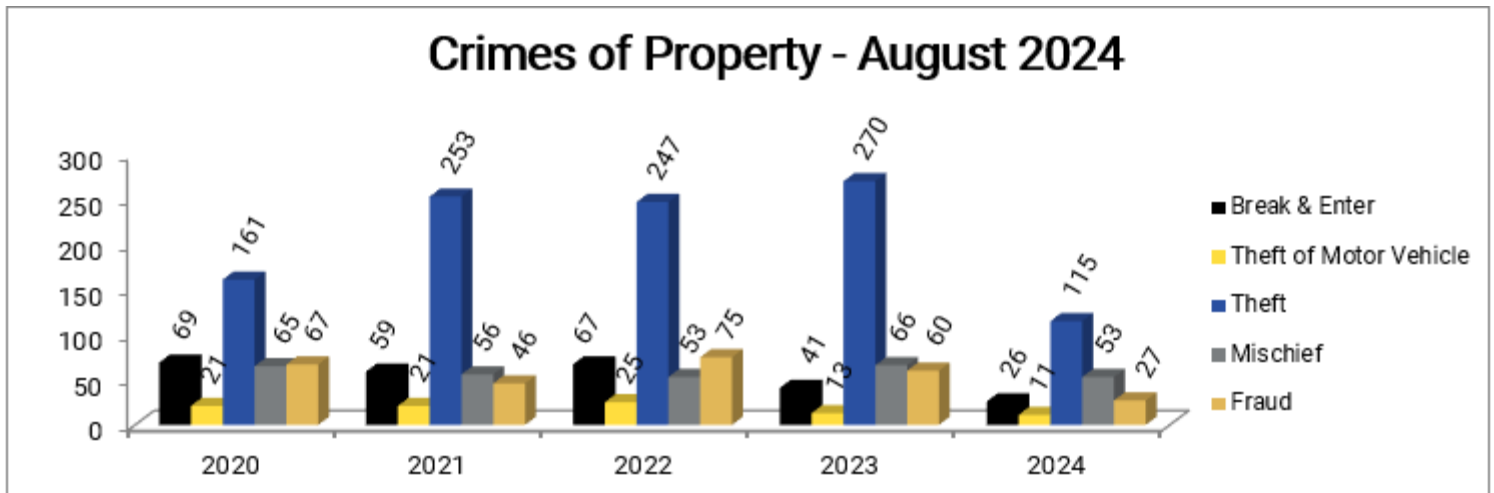
Homicide	0	0	1	0	0
Robbery	8	5	6	14	7
Assault	73	60	67	53	62
Sexual Assault	8	8	11	8	8
Intimate Partner Violence*	152	127	110	122	150





Comparisons for the Month of August

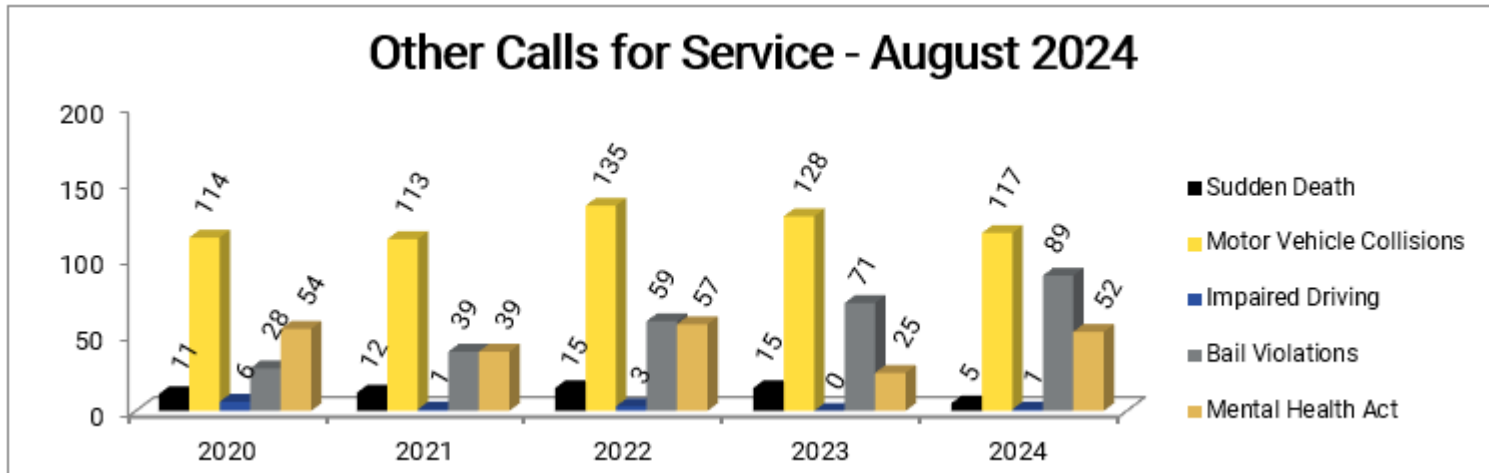
<u>Crimes of Property</u>	2020	2021	2022	2023	2024
Break & Enter Total	69	59	67	41	26
~Business	9	8	10	6	4
~Residence	58	49	54	30	17
~Other	2	2	3	5	5
Attempt Break & Enter**	8	6	8	2	6
Attempt ~ Business	-	-	-	0	0
Attempt ~ Residence	-	-	-	2	0
Attempt ~ Other	-	-	-	0	0
Theft of Motor Vehicle	21	21	25	13	11
Attempt Theft of Motor Vehicle**	1	0	2	1	1
Theft	161	253	247	270	115
Shoplifting^	18	68	57	133	49
Theft from Motor Vehicle^	66	94	88	57	27
Mischief	65	56	53	66	53
Fraud	67	46	75	60	27





Comparisons for the Month of August

<u>Others</u>	2020	2021	2022	2023	2024
Sudden Death	11	12	15	15	5
Motor Vehicle Collisions	114	113	135	128	117
~Fatalities	0	0	1	0	0
~Injuries	11	12	15	14	14
Impaired Driving	6	1	3	0	1
Bail Violation	28	39	59	71	89
Mental Health Act	54	39	57	25	52



*Portions may be contained in Assaults

**Totals included in primary classification

^Portions may be contained in Thefts

NOTE: Statistical classification revisions cause figures to change perpetually.

Prepared by: Tiana Winchester
Statistics Clerk

Approved by: Hugh Stevenson
Chief of Police

Date:

15-Oct-24