

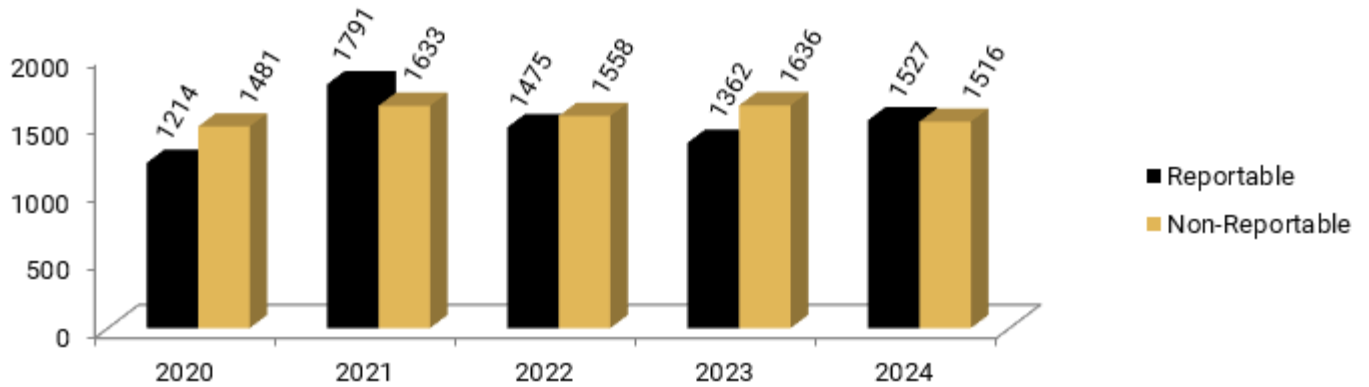


Comparisons for the Month of June

Calls for Service

	2020	2021	2022	2023	2024
Reportable	1214	1791	1475	1362	1527
Non-Reportable	1481	1633	1558	1636	1516
Total	2695	3424	3033	2998	3043

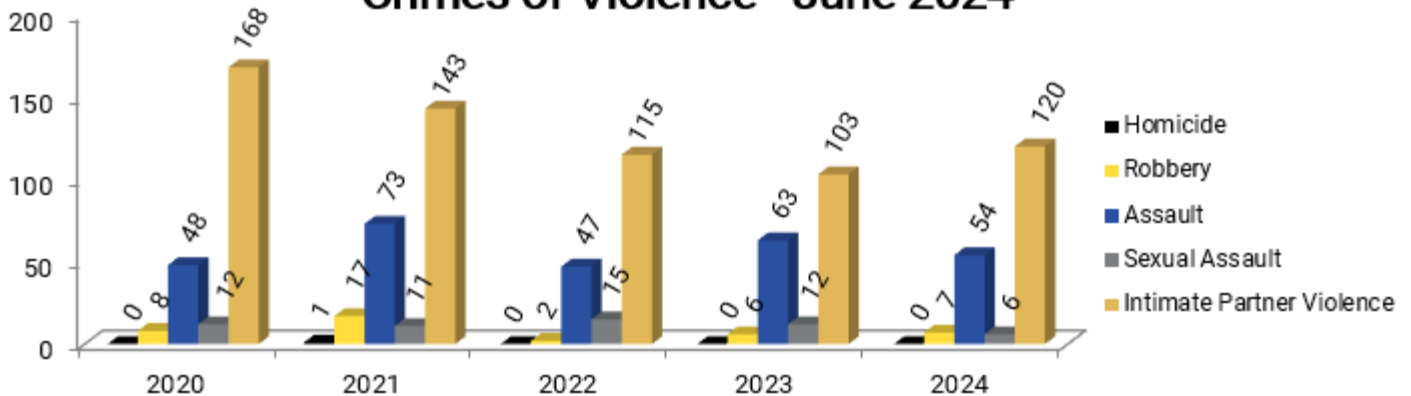
Calls for Service - June 2024



Crimes of Violence

Homicide	0	1	0	0	0
Robbery	8	17	2	6	7
Assault	48	73	47	63	54
Sexual Assault	12	11	15	12	6
Intimate Partner Violence*	168	143	115	103	120

Crimes of Violence - June 2024

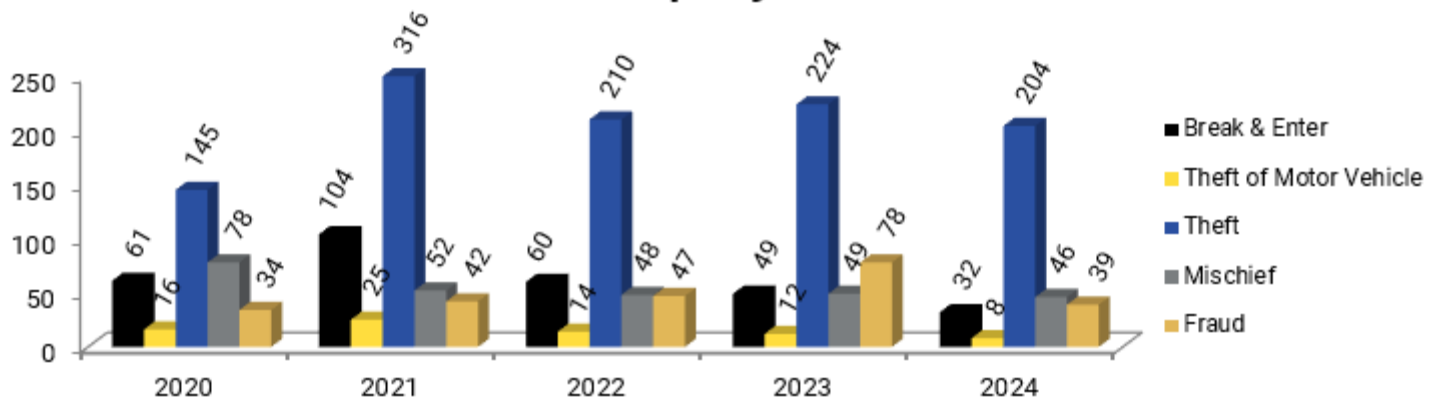




Comparisons for the Month of June

<u>Crimes of Property</u>	2020	2021	2022	2023	2024
Break & Enter Total	61	104	60	49	32
~Business	12	17	8	9	7
~Residence	44	77	46	36	24
~Other	5	10	6	4	1
Attempt Break & Enter**	14	17	4	4	1
Attempt ~ Business	-	-	-	2	0
Attempt ~ Residence	-	-	-	1	1
Attempt ~ Other	-	-	-	1	0
Theft of Motor Vehicle	16	25	14	12	8
Attempt Theft of Motor Vehicle**	0	1	0	0	0
Theft	145	316	210	224	204
Shoplifting^	15	119	65	84	112
Theft from Motor Vehicle^	51	88	68	52	48
Mischief	78	52	48	49	46
Fraud	34	42	47	78	39

Crimes of Property - June 2024

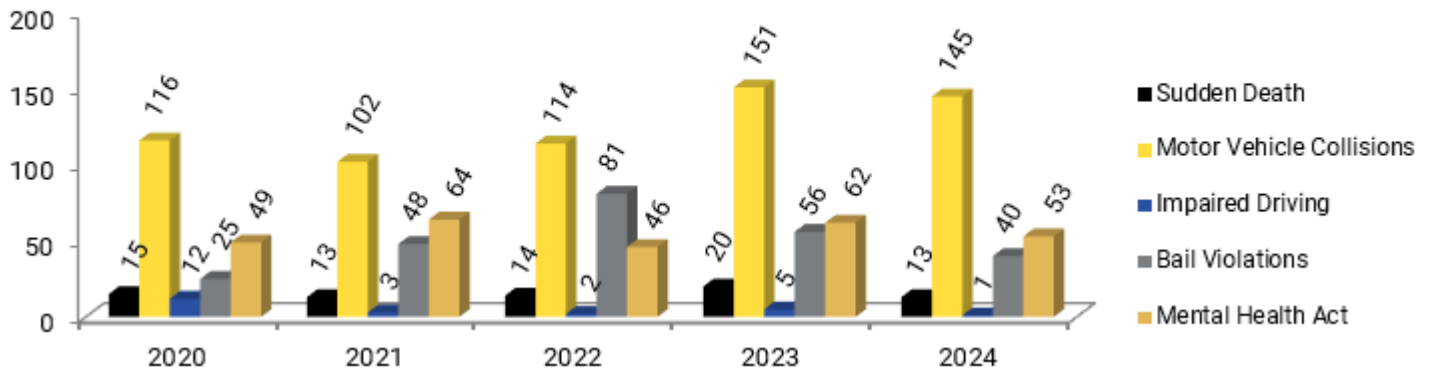




Comparisons for the Month of June

<u>Others</u>	2020	2021	2022	2023	2024
Sudden Death	15	13	14	20	13
Motor Vehicle Collisions	116	102	114	151	145
~Fatalities	1	0	0	1	1
~Injuries	11	19	16	13	16
Impaired Driving	12	3	2	5	1
Bail Violation	25	48	81	56	40
Mental Health Act	49	64	46	62	53

Other Calls for Service - June 2024



*Portions may be contained in Assaults

**Totals included in primary classification

^Portions may be contained in Thefts

NOTE: Statistical classification revisions cause figures to change perpetually.

Prepared by: Breanna Hamilton
Statistics Clerk

Approved by: Hugh Stevenson
Chief of Police

Date:

22-Aug-24