

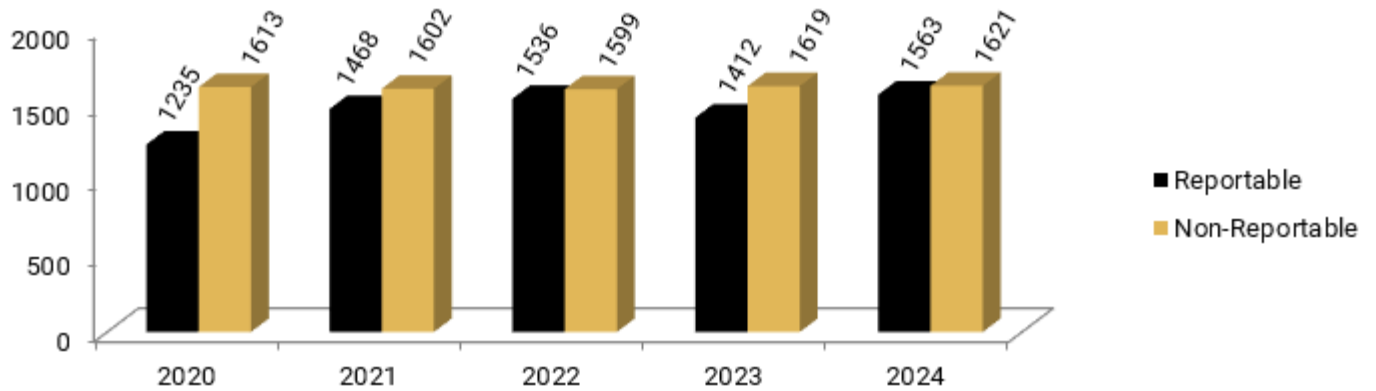


Comparisons for the Month of **May**

Calls for Service

	2020	2021	2022	2023	2024
Reportable	1235	1468	1536	1412	1563
Non-Reportable	1613	1602	1599	1619	1621
Total	2848	3070	3135	3031	3184

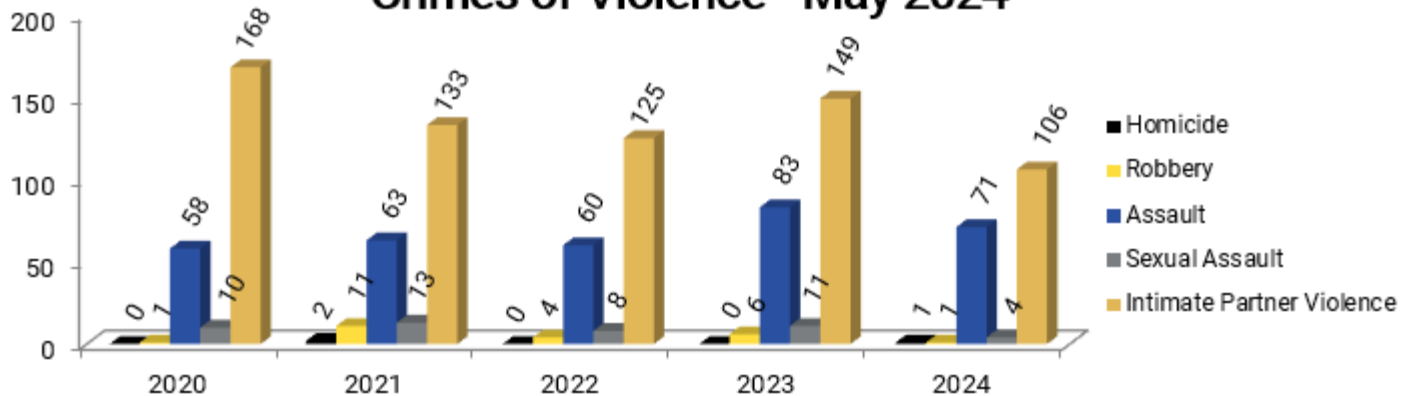
Calls for Service - May 2024



Crimes of Violence

	2020	2021	2022	2023	2024
Homicide	0	2	0	0	1
Robbery	1	11	4	6	1
Assault	58	63	60	83	71
Sexual Assault	10	13	8	11	4
Intimate Partner Violence*	168	133	125	149	106

Crimes of Violence - May 2024

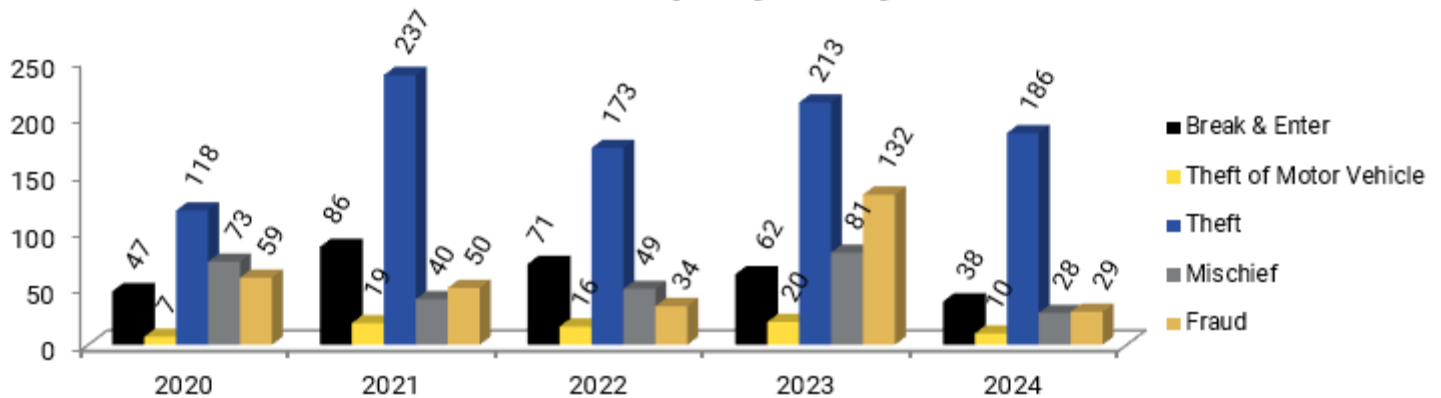




Comparisons for the Month of **May**

<u>Crimes of Property</u>	2020	2021	2022	2023	2024
Break & Enter Total	47	86	71	62	38
~Business	8	9	12	12	10
~Residence	36	60	56	45	25
~Other	3	17	3	5	3
Attempt Break & Enter**	4	13	15	2	1
Attempt ~ Business	-	-	-	1	1
Attempt ~ Residence	-	-	-	1	0
Attempt ~ Other	-	-	-	0	0
Theft of Motor Vehicle	7	19	16	20	10
Attempt Theft of Motor Vehicle**	2	3	2	1	0
Theft	118	237	173	213	186
Shoplifting^	12	92	42	97	106
Theft from Motor Vehicle^	52	62	71	68	46
Mischief	73	40	49	81	28
Fraud	59	50	34	132	29

Crimes of Property - May 2024

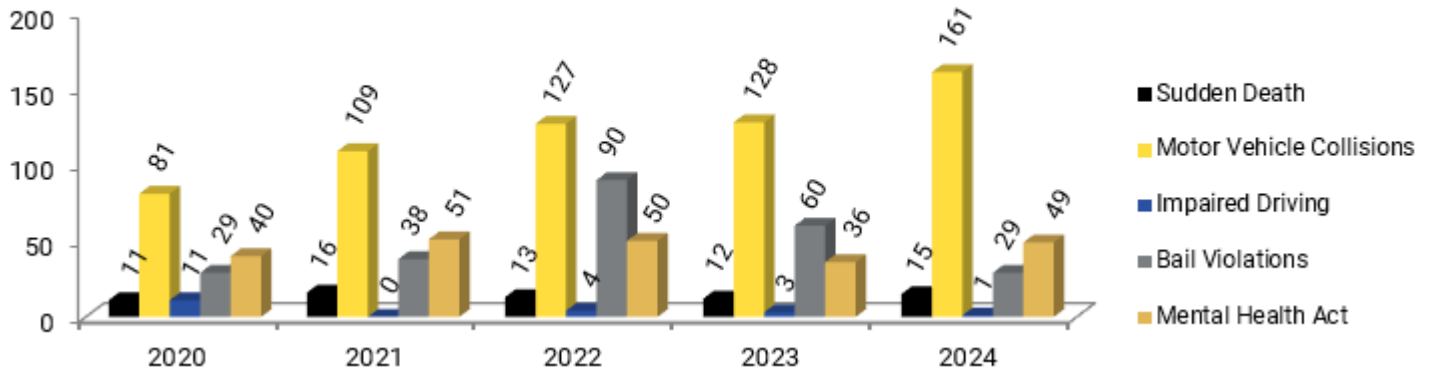




Comparisons for the Month of **May**

<u>Others</u>	2020	2021	2022	2023	2024
Sudden Death	11	16	13	12	15
Motor Vehicle Collisions	81	109	127	128	161
~Fatalities	0	1	0	0	0
~Injuries	8	15	13	6	7
Impaired Driving	11	0	4	3	1
Bail Violation	29	38	90	60	29
Mental Health Act	40	51	50	36	49

Other Calls for Service - May 2024



*Portions may be contained in Assaults

**Totals included in primary classification

^Portions may be contained in Thefts

NOTE: Statistical classification revisions cause figures to change perpetually.

Prepared by: Breanna Hamilton
Statistics Clerk

Approved by: Hugh Stevenson
Chief of Police

Date:

22-Jul-24