

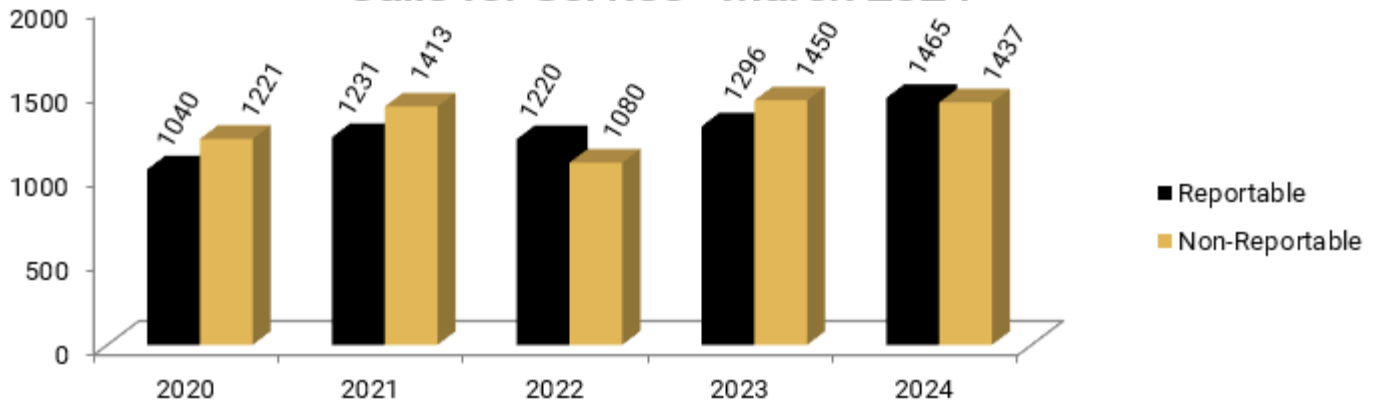


Comparisons for the Month of **March**

Calls for Service

	2020	2021	2022	2023	2024
Reportable	1040	1231	1220	1296	1465
Non-Reportable	1221	1413	1080	1450	1437
Total	2261	2644	2300	2746	2902

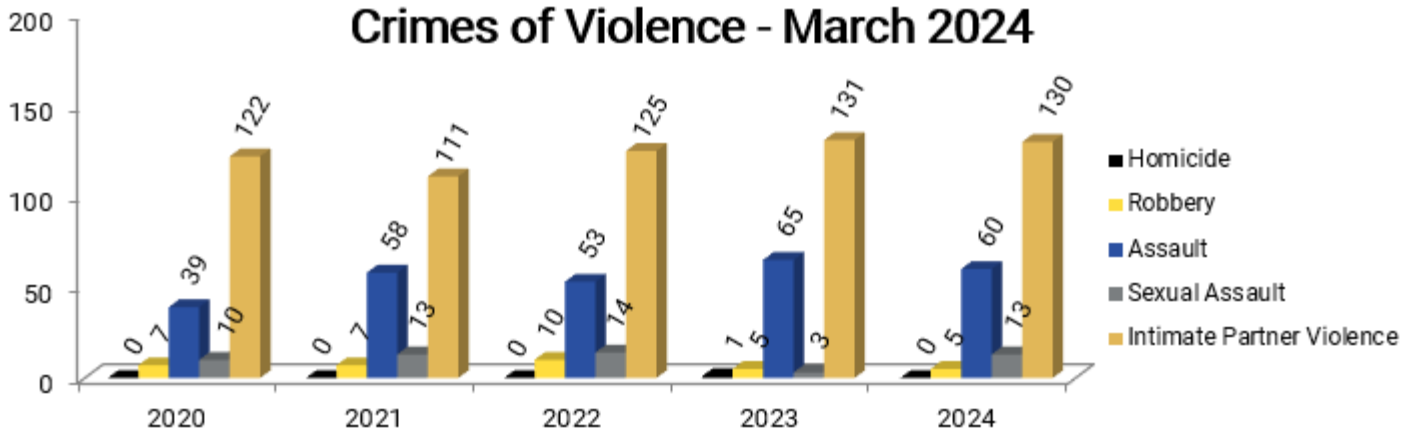
Calls for Service - March 2024



Crimes of Violence

	2020	2021	2022	2023	2024
Homicide	0	0	0	1	0
Robbery	7	7	10	5	5
Assault	39	58	53	65	60
Sexual Assault	10	13	14	3	13
Intimate Partner Violence*	122	111	125	131	130

Crimes of Violence - March 2024

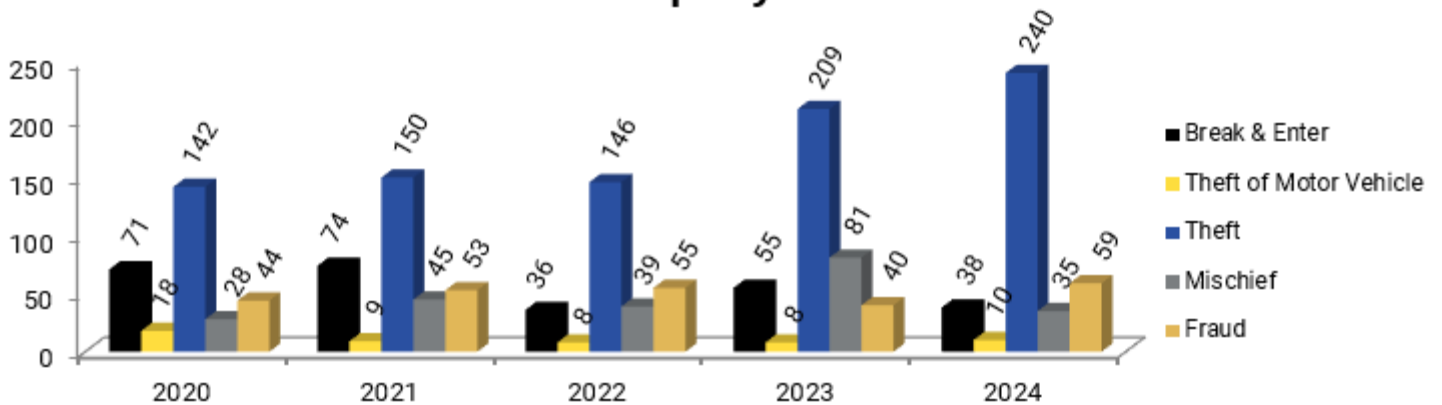




Comparisons for the Month of **March**

<u>Crimes of Property</u>	2020	2021	2022	2023	2024
Break & Enter Total	71	74	36	55	38
~Business	25	11	4	12	11
~Residence	39	51	26	40	17
~Other	7	12	6	3	10
Attempt Break & Enter**	8	6	4	10	1
Attempt ~ Business	-	-	-	3	0
Attempt ~ Residence	-	-	-	7	1
Attempt ~ Other	-	-	-	0	0
Theft of Motor Vehicle	18	9	8	8	10
Attempt Theft of Motor Vehicle**	0	0	0	0	0
Theft	142	150	146	209	240
Shoplifting^	30	50	56	81	149
Theft from Motor Vehicle^	81	46	56	78	56
Mischief	28	45	39	81	35
Fraud	44	53	55	40	59

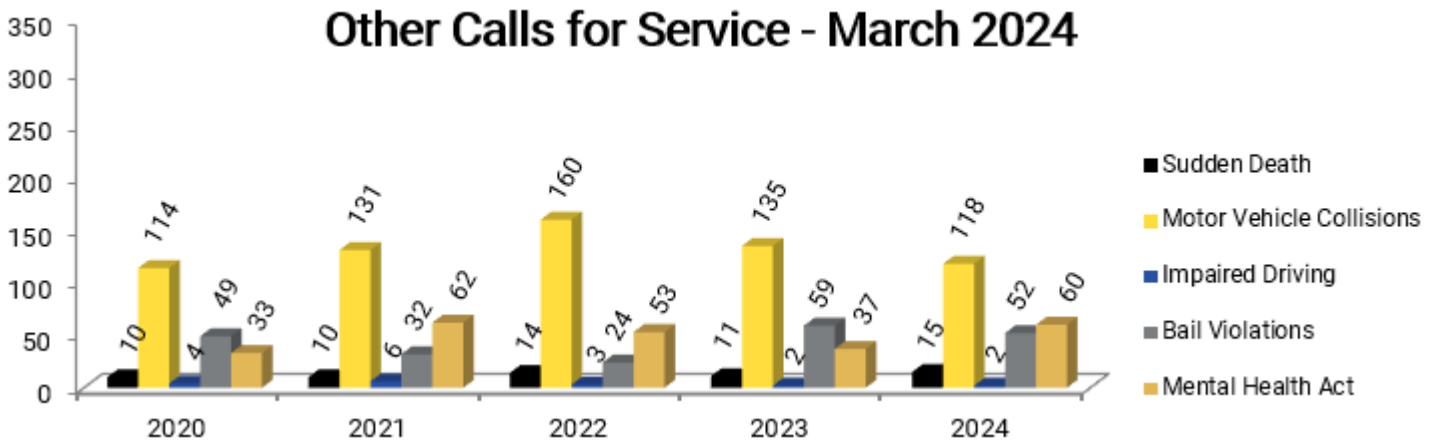
Crimes of Property - March 2024





Comparisons for the Month of **March**

<u>Others</u>	2020	2021	2022	2023	2024
Sudden Death	10	10	14	11	15
Motor Vehicle Collisions	114	131	160	135	118
~Fatalities	0	0	0	0	0
~Injuries	7	5	13	19	10
Impaired Driving	4	6	3	2	2
Bail Violation	49	32	24	59	52
Mental Health Act	33	62	53	37	60



*Portions may be contained in Assaults

**Totals included in primary classification

^Portions may be contained in Thefts

NOTE: Statistical classification revisions cause figures to change perpetually.

Prepared by: Breanna Hamilton
Statistics Clerk

Approved by: Hugh Stevenson
Chief of Police

Date:

22-May-24