

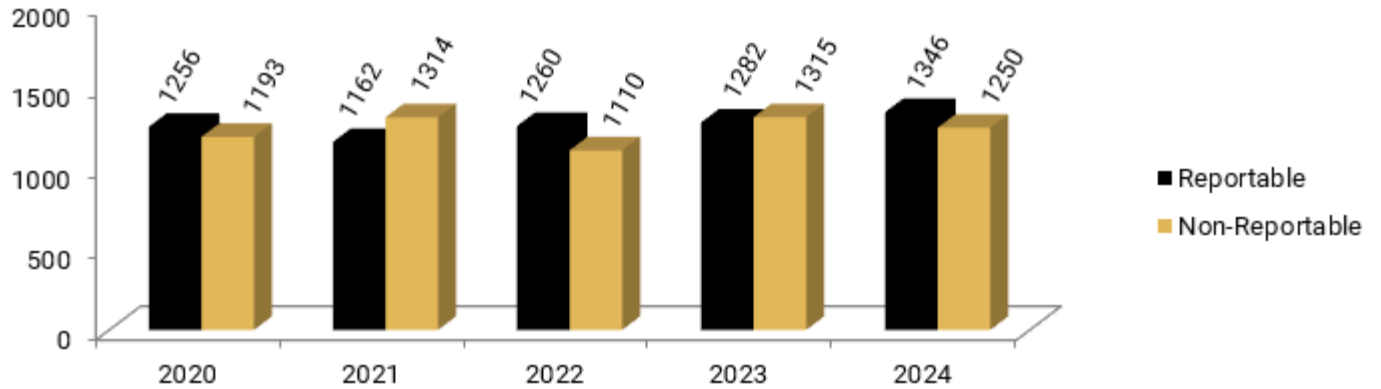


Comparisons for the Month of January

**Calls for Service**

	2020	2021	2022	2023	2024
Reportable	1256	1162	1260	1282	1346
Non-Reportable	1193	1314	1110	1315	1250
Total	2449	2476	2370	2597	2596

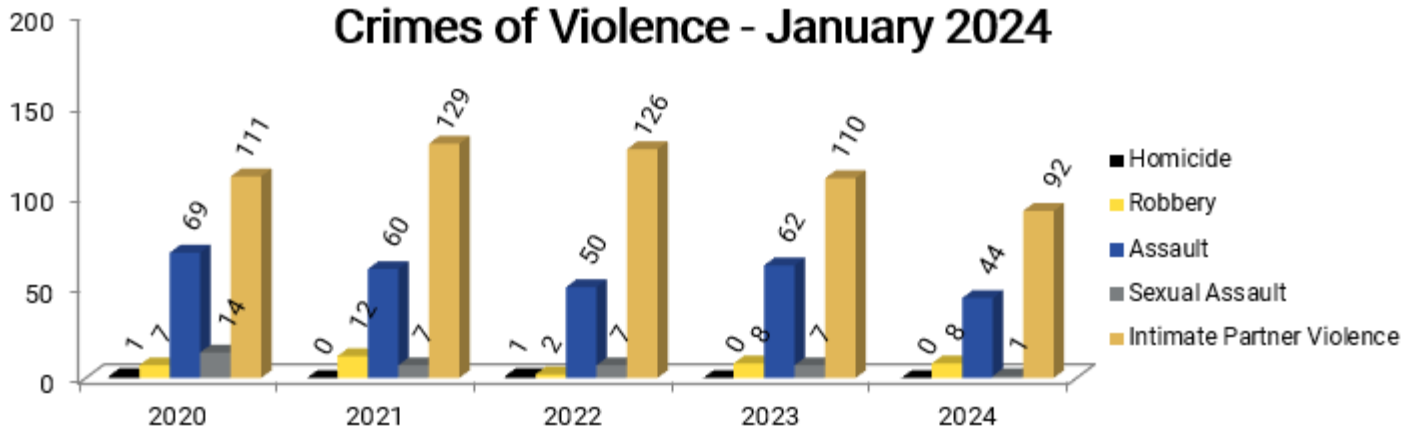
**Calls for Service - January 2024**



**Crimes of Violence**

	2020	2021	2022	2023	2024
Homicide	1	0	1	0	0
Robbery	7	12	2	8	8
Assault	69	60	50	62	44
Sexual Assault	14	7	7	7	1
Intimate Partner Violence*	111	129	126	110	92

**Crimes of Violence - January 2024**

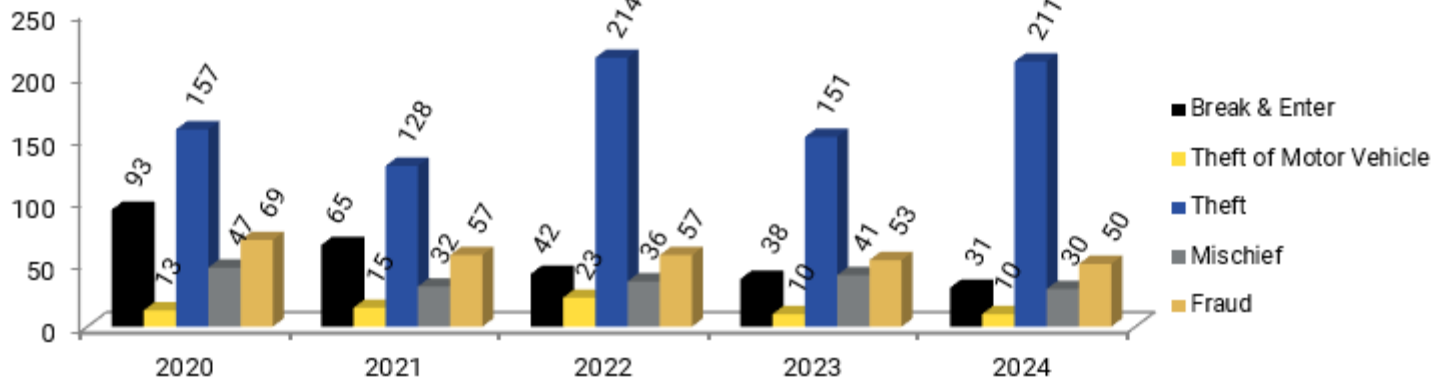




Comparisons for the Month of January

<u>Crimes of Property</u>	2020	2021	2022	2023	2024
Break & Enter Total	93	65	42	38	31
~Business	15	12	6	7	13
~Residence	69	41	35	29	18
~Other	9	12	1	2	0
Attempt Break & Enter**	7	5	2	8	1
Attempt ~ Business	-	-	-	1	1
Attempt ~ Residence	-	-	-	7	0
Attempt ~ Other	-	-	-	0	0
Theft of Motor Vehicle	13	15	23	10	10
Attempt Theft of Motor Vehicle**	1	1	0	0	0
Theft	157	128	214	151	211
Shoplifting^	43	38	111	56	151
Theft from Motor Vehicle^	68	37	72	37	26
Mischief	47	32	36	41	30
Fraud	69	57	57	53	50

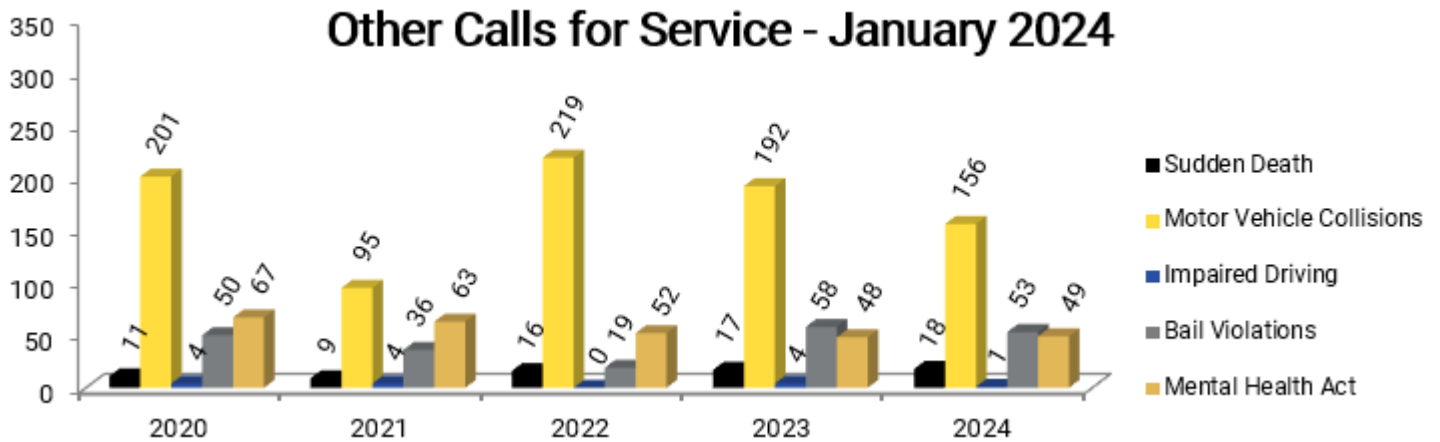
**Crimes of Property - January 2024**





Comparisons for the Month of January

<u>Others</u>	2020	2021	2022	2023	2024
Sudden Death	11	9	16	17	18
Motor Vehicle Collisions	201	95	219	192	156
~Fatalities	0	0	0	0	0
~Injuries	23	13	21	15	10
Impaired Driving	4	4	0	4	1
Bail Violation	50	36	19	58	53
Mental Health Act	67	63	52	48	49



\*Portions may be contained in Assaults

\*\*Totals included in primary classification

^Portions may be contained in Thefts

NOTE: Statistical classification revisions cause figures to change perpetually.

Prepared by: Breanna Hamilton  
Statistics Clerk

Approved by: Hugh Stevenson  
Chief of Police

Date:

18-Apr-24