

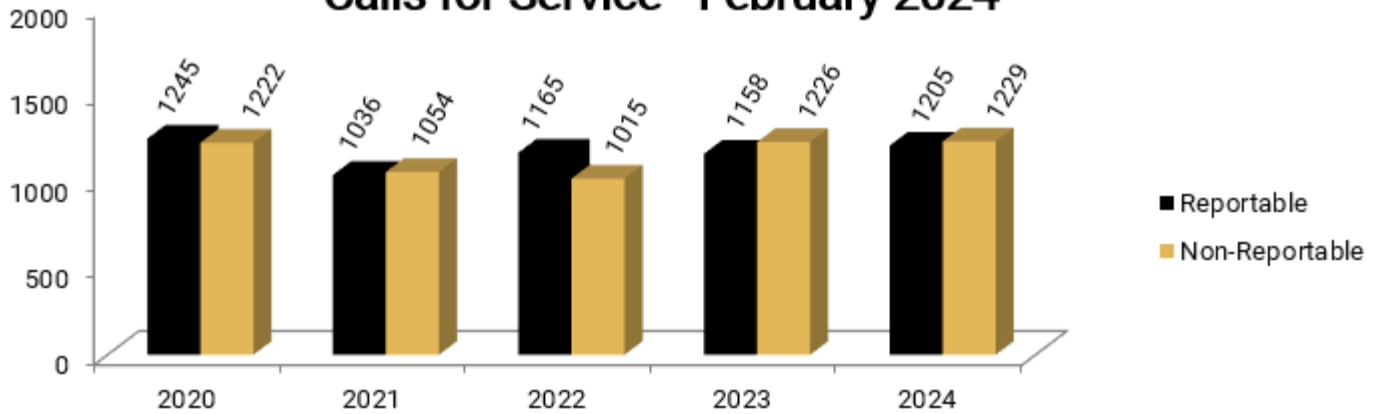


Comparisons for the Month of February

**Calls for Service**

	2020	2021	2022	2023	2024
Reportable	1245	1036	1165	1158	1205
Non-Reportable	1222	1054	1015	1226	1229
Total	2467	2090	2180	2384	2434

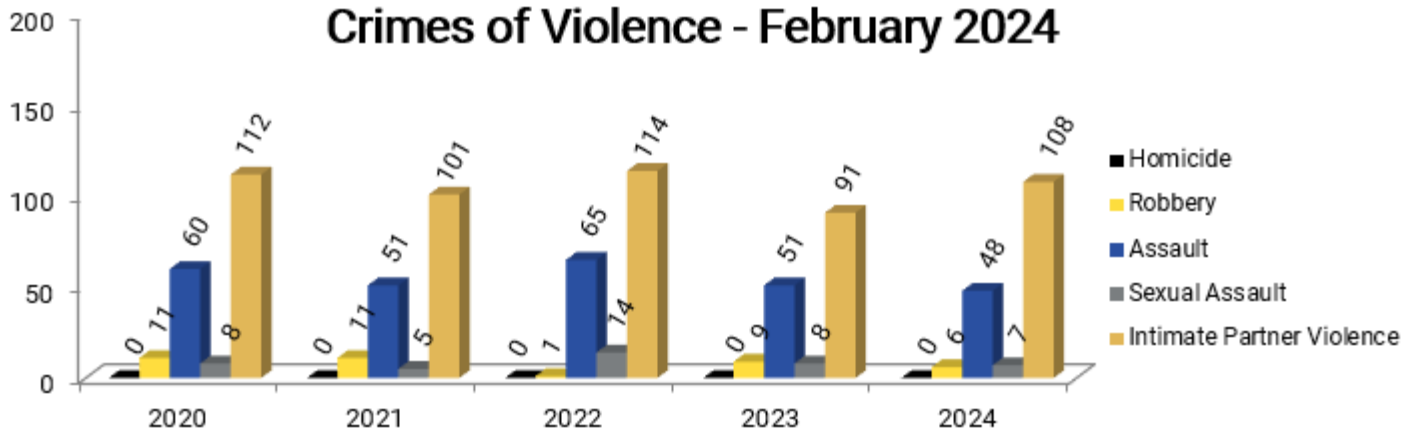
**Calls for Service - February 2024**



**Crimes of Violence**

	2020	2021	2022	2023	2024
Homicide	0	0	0	0	0
Robbery	11	11	1	9	6
Assault	60	51	65	51	48
Sexual Assault	8	5	14	8	7
Intimate Partner Violence*	112	101	114	91	108

**Crimes of Violence - February 2024**

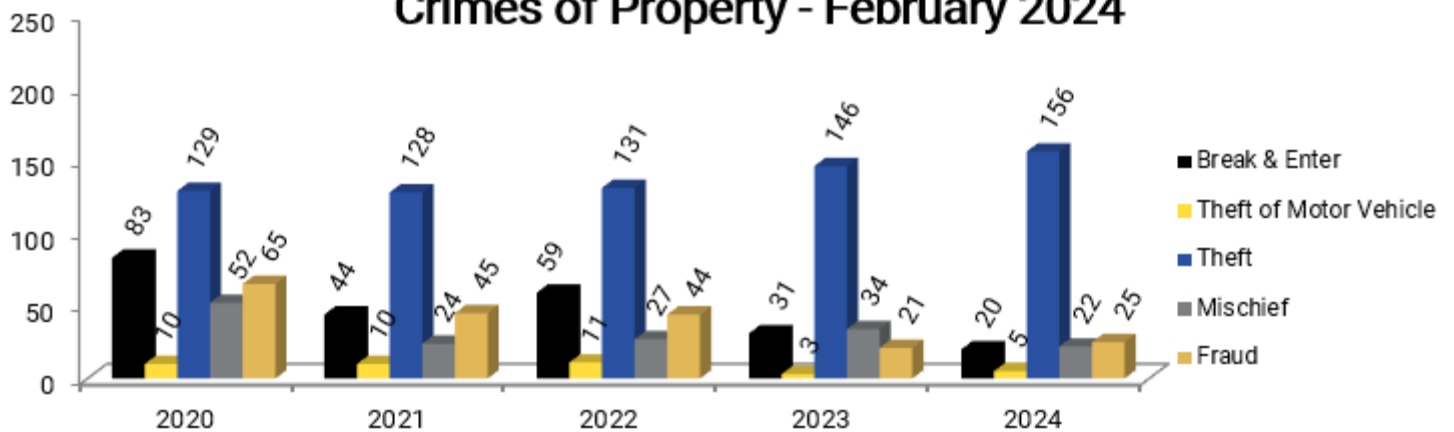




Comparisons for the Month of February

<u>Crimes of Property</u>	2020	2021	2022	2023	2024
Break & Enter Total	83	44	59	31	20
~Business	27	5	10	8	9
~Residence	50	26	45	19	10
~Other	6	13	4	4	1
Attempt Break & Enter**	6	5	4	2	2
Attempt ~ Business	-	-	-	1	0
Attempt ~ Residence	-	-	-	1	0
Attempt ~ Other	-	-	-	0	0
Theft of Motor Vehicle	10	10	11	3	5
Attempt Theft of Motor Vehicle**	0	0	1	0	0
Theft	129	128	131	146	156
Shoplifting^	33	43	60	67	109
Theft from Motor Vehicle^	61	39	27	44	19
Mischief	52	24	27	34	22
Fraud	65	45	44	21	25

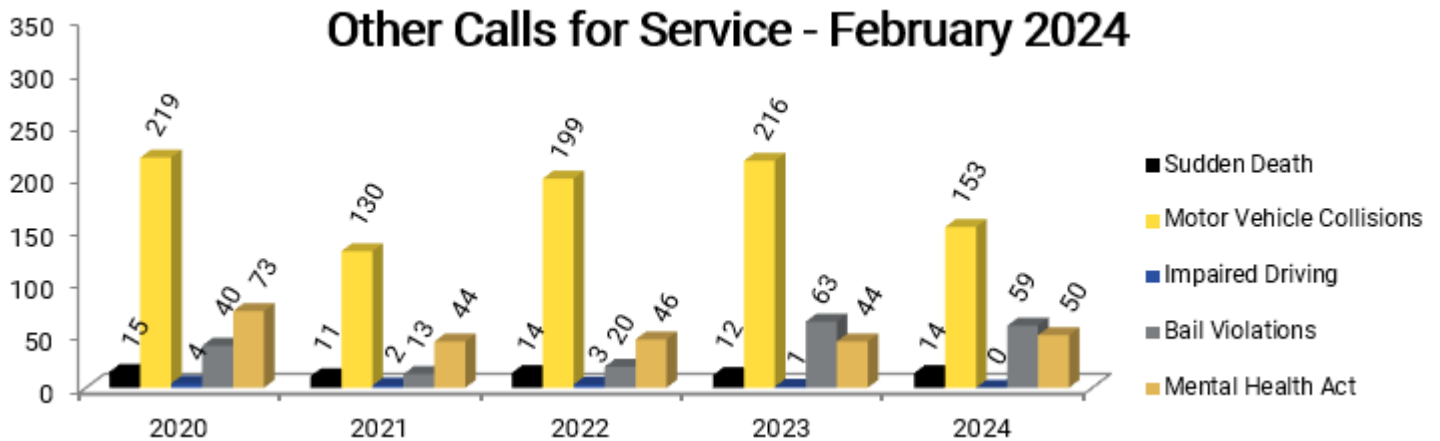
**Crimes of Property - February 2024**





Comparisons for the Month of February

<u>Others</u>	2020	2021	2022	2023	2024
Sudden Death	15	11	14	12	14
Motor Vehicle Collisions	219	130	199	216	153
~Fatalities	0	0	0	0	0
~Injuries	26	8	14	19	13
Impaired Driving	4	2	3	1	0
Bail Violation	40	13	20	63	59
Mental Health Act	73	44	46	44	50



\*Portions may be contained in Assaults

\*\*Totals included in primary classification

^Portions may be contained in Thefts

NOTE: Statistical classification revisions cause figures to change perpetually.

Prepared by: Breanna Hamilton  
Statistics Clerk

Approved by: Hugh Stevenson  
Chief of Police

Date:

18-Apr-24