

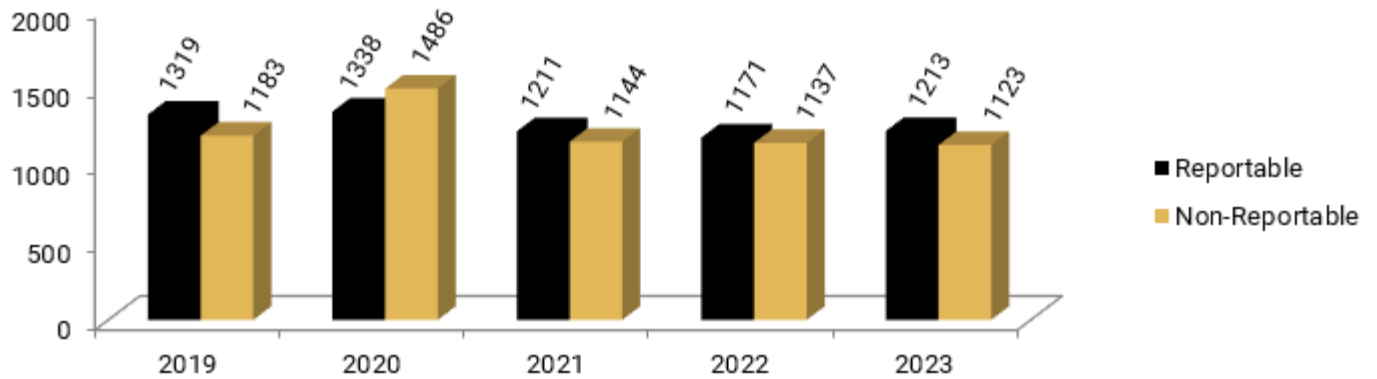


Comparisons for the Month of December

Calls for Service

	2019	2020	2021	2022	2023
Reportable	1319	1338	1211	1171	1213
Non-Reportable	1183	1486	1144	1137	1123
Total	2502	2824	2355	2308	2336

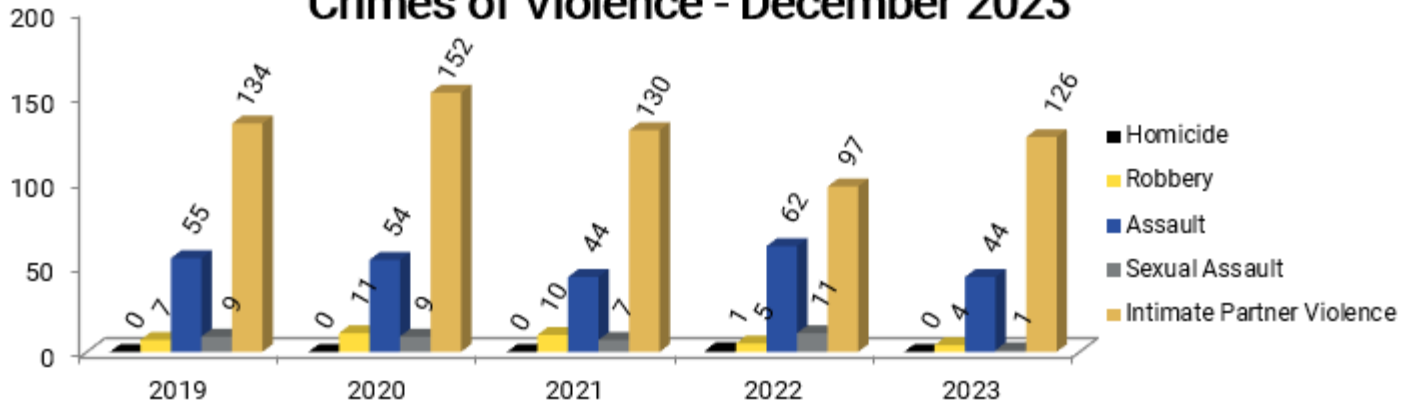
Calls for Service - December 2023



Crimes of Violence

Homicide	0	0	0	1	0
Robbery	7	11	10	5	4
Assault	55	54	44	62	44
Sexual Assault	9	9	7	11	1
Intimate Partner Violence*	134	152	130	97	126

Crimes of Violence - December 2023

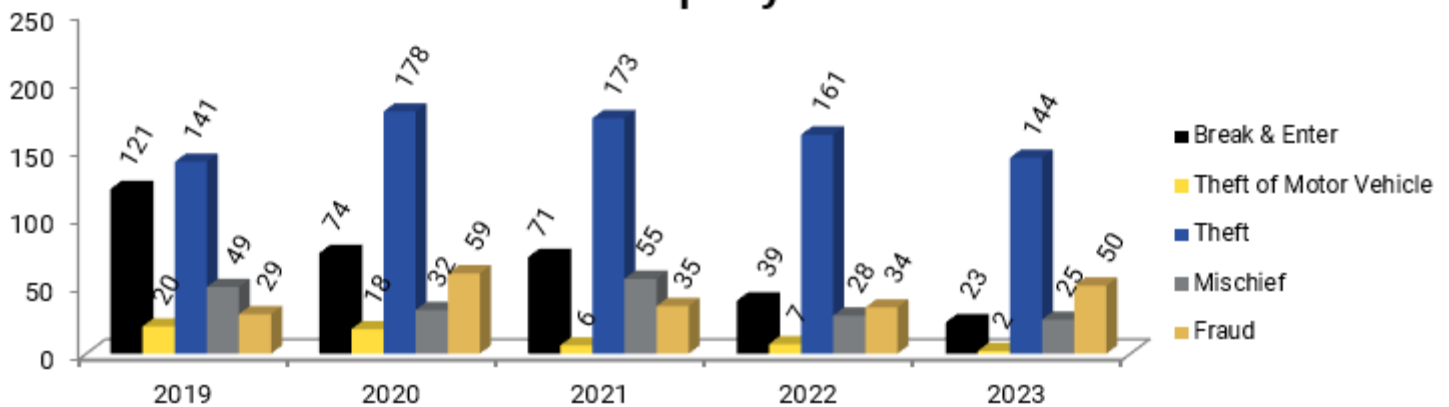




Comparisons for the Month of December

<u>Crimes of Property</u>	2019	2020	2021	2022	2023
Break & Enter Total	121	74	71	39	23
~Business	15	15	8	9	10
~Residence	102	52	59	26	12
~Other	4	7	4	4	1
Attempt Break & Enter**	10	7	10	3	0
Attempt ~ Business	-	-	-	-	0
Attempt ~ Residence	-	-	-	-	0
Attempt ~ Other	-	-	-	-	0
Theft of Motor Vehicle	20	18	6	7	2
Attempt Theft of Motor Vehicle**	1	1	1	0	0
Theft	141	178	173	161	144
Shoplifting^	48	50	58	43	99
Theft from Motor Vehicle^	39	66	70	64	18
Mischief	49	32	55	28	25
Fraud	29	59	35	34	50

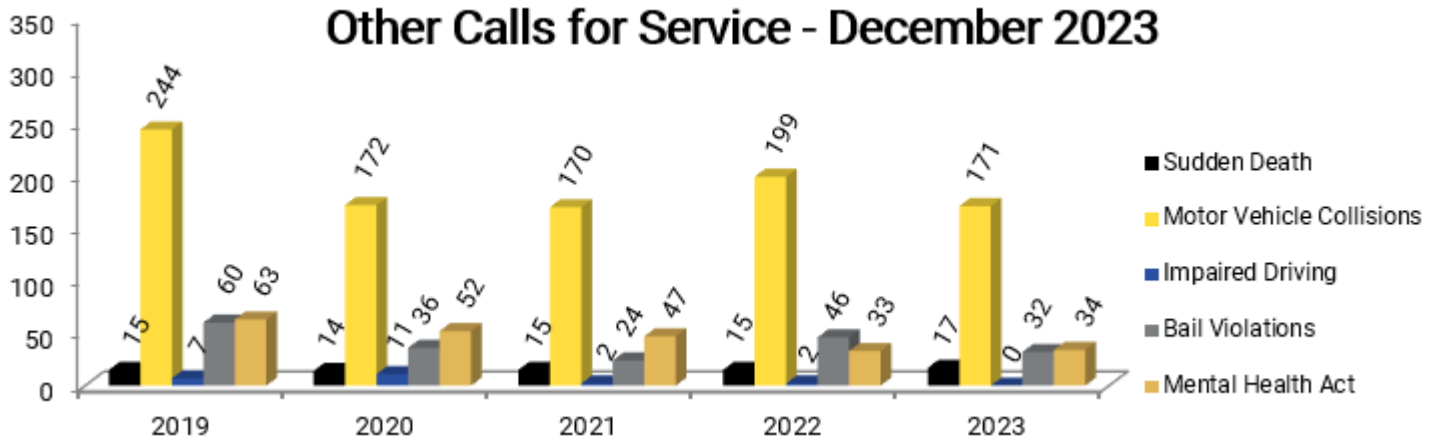
Crimes of Property - December 2023





Comparisons for the Month of December

<u>Others</u>	2019	2020	2021	2022	2023
Sudden Death	15	14	15	15	17
Motor Vehicle Collisions	244	172	170	199	171
~Fatalities	0	1	0	0	0
~Injuries	39	13	9	20	15
Impaired Driving	7	11	2	2	0
Bail Violation	60	36	24	46	32
Mental Health Act	63	52	47	33	34



*Portions may be contained in Assaults

**Totals included in primary classification

^Portions may be contained in Thefts

NOTE: Statistical classification revisions cause figures to change perpetually.

Prepared by: Breanna Hamilton
Statistics Clerk

Approved by: Hugh Stevenson
Chief of Police

Date:

20-Feb-24