



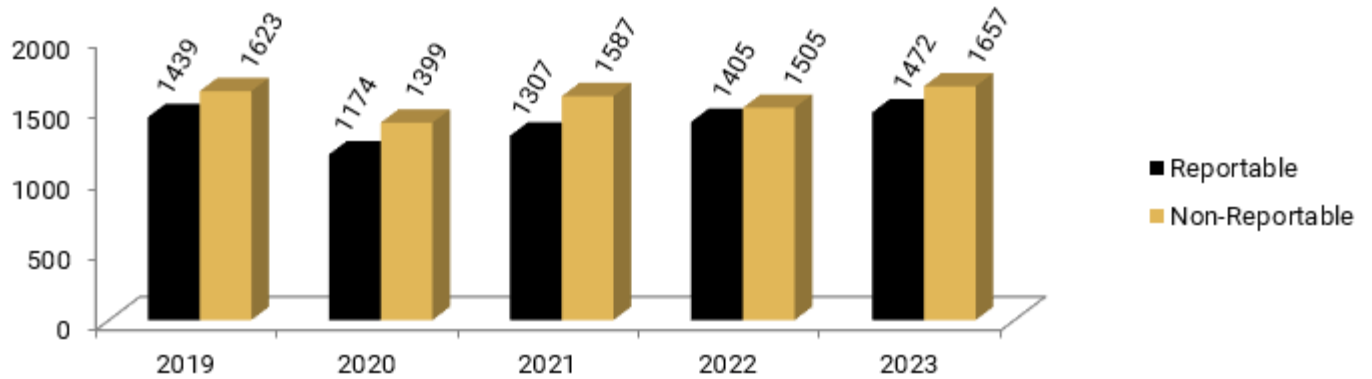
Comparisons for the Month of **September**

2019      2020      2021      2022      2023

**Calls for Service**

Reportable	1439	1174	1307	1405	1472
Non-Reportable	1623	1399	1587	1505	1657
Total	3062	2573	2894	2910	3129

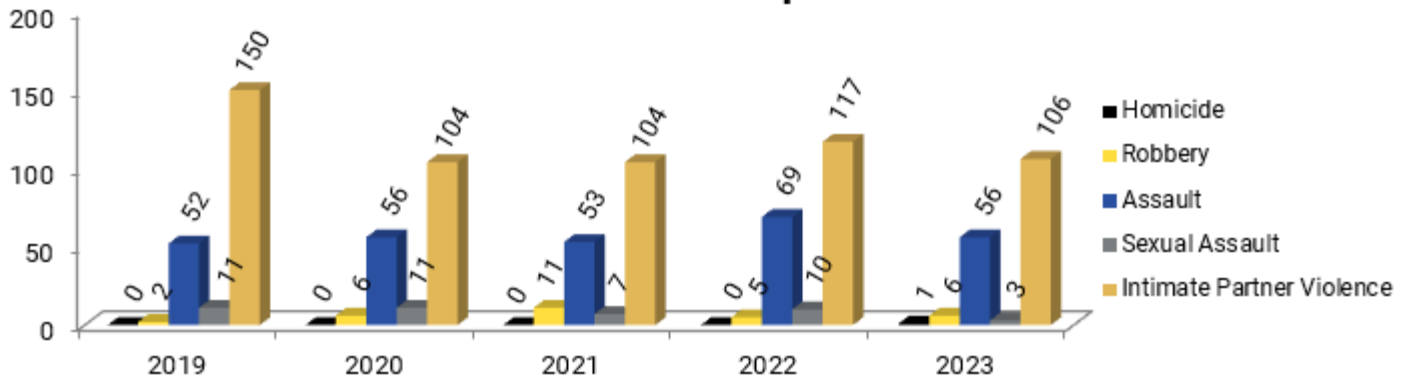
**Calls for Service - September 2023**



**Crimes of Violence**

Homicide	0	0	0	0	1
Robbery	2	6	11	5	6
Assault	52	56	53	69	56
Sexual Assault	11	11	7	10	3
Intimate Partner Violence*	150	104	104	117	106

**Crimes of Violence - September 2023**

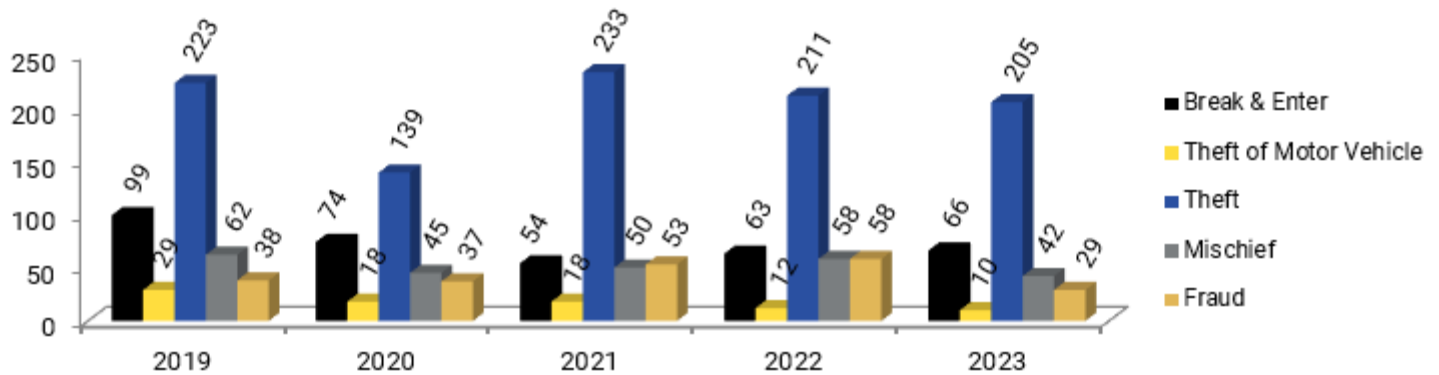




Comparisons for the Month of September

<u>Crimes of Property</u>	2019	2020	2021	2022	2023
Break & Enter Total	99	74	54	63	66
~Business	21	14	11	11	17
~Residence	60	55	37	43	43
~Other	18	5	6	9	6
Attempt Break & Enter**	6	4	10	7	6
Attempt ~ Business	-	-	-	-	1
Attempt ~ Residence	-	-	-	-	4
Attempt ~ Other	-	-	-	-	1
Theft of Motor Vehicle	29	18	18	12	10
Attempt Theft of Motor Vehicle**	2	1	0	2	0
Theft	223	139	233	211	205
Shoplifting^	46	15	35	49	102
Theft from Motor Vehicle^	68	61	112	88	64
Mischief	62	45	50	58	42
Fraud	38	37	53	58	29

### Crimes of Property - September 2023

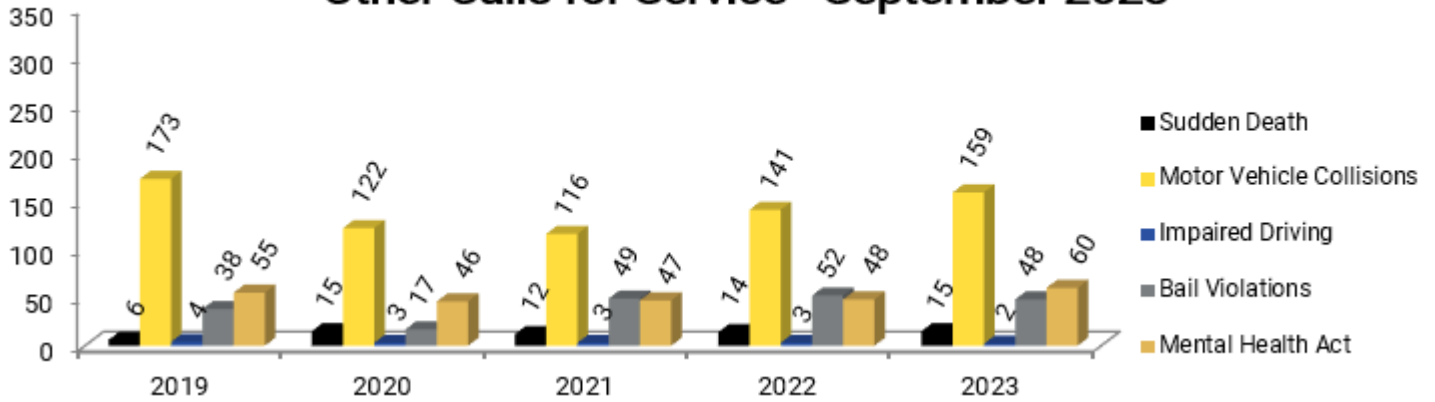




Comparisons for the Month of **September**

<u>Others</u>	2019	2020	2021	2022	2023
Sudden Death	6	15	12	14	15
Motor Vehicle Collisions	173	122	116	141	159
~Fatalities	0	1	0	0	0
~Injuries	31	8	18	20	14
Impaired Driving	4	3	3	3	2
Bail Violation	38	17	49	52	48
Mental Health Act	55	46	47	48	60

### Other Calls for Service - September 2023



\*Portions may be contained in Assaults

\*\*Totals included in primary classification

^Portions may be contained in Thefts

NOTE: Statistical classification revisions cause figures to change perpetually.

Prepared by: Breanna Hamilton  
Statistics Clerk

Approved by: Hugh Stevenson  
Chief of Police

Date:

13-Dec-23