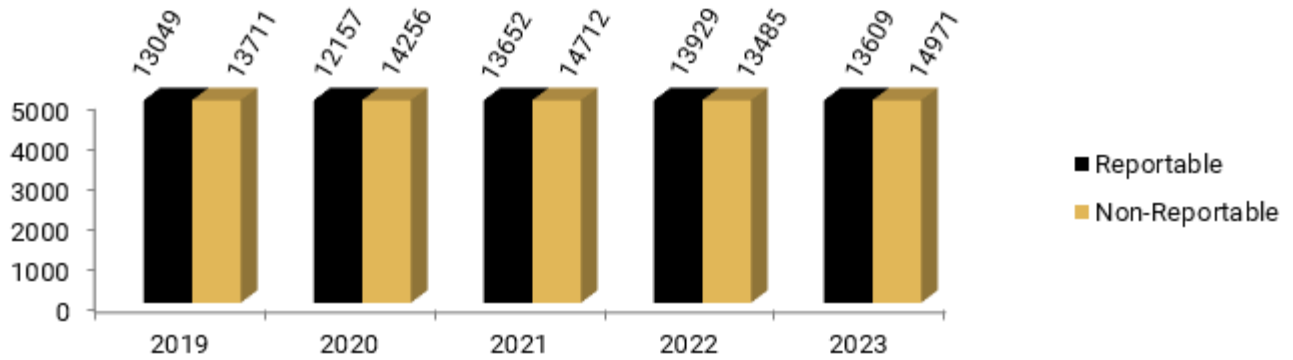




Comparisons for the Month of: October

	2019	2020	2021	2022	2023	% Difference 2022 -2023
<b>Calls for Service</b>						
Reportable	13049	12157	13652	13929	13609	-2.3%
Non-Reportable	13711	14256	14712	13485	14971	11.0%
Total	26760	26413	28364	27414	28580	4.3%

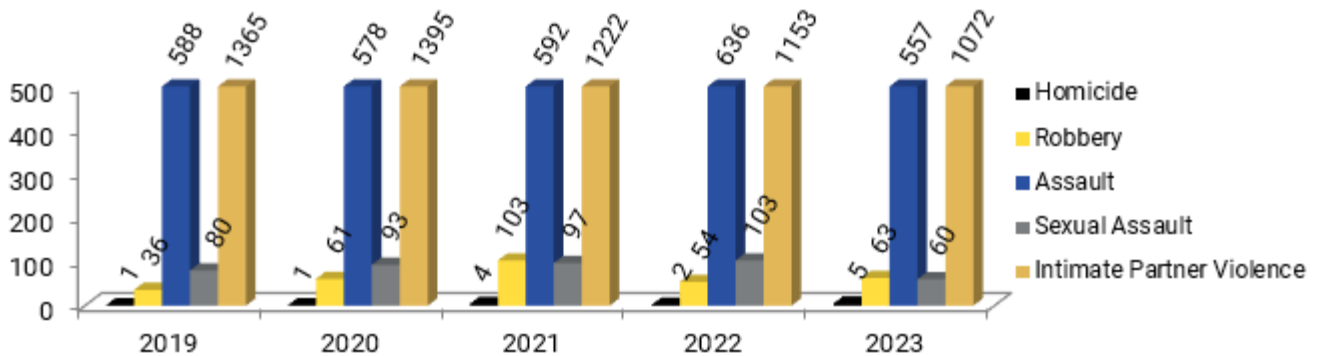
### Calls for Service - January to October 2023



### Crimes of Violence

Homicide	1	1	4	2	5	150.0%
Robbery	36	61	103	54	63	16.7%
Assault	588	578	592	636	557	-12.4%
Sexual Assault	80	93	97	103	60	-41.7%
Intimate Partner Violence*	1365	1395	1222	1153	1072	-7.0%

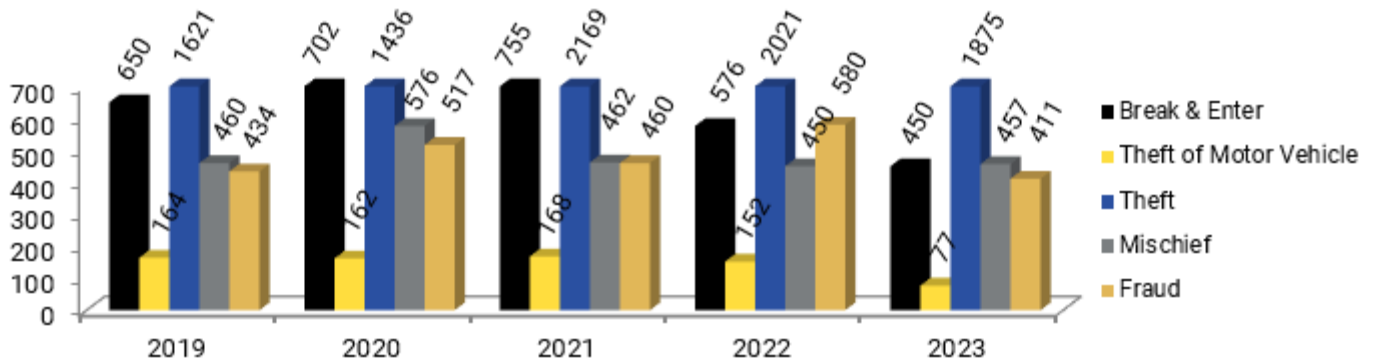
### Crimes of Violence - January to October 2023



Comparisons for the Month of: October

<u>Crimes of Property</u>	2019	2020	2021	2022	2023	% Difference 2022 -2023
Break & Enter Total	650	702	755	576	450	-21.9%
~Business	121	157	97	95	103	8.4%
~Residence	465	490	554	425	313	-26.4%
~Other	64	55	104	56	34	-39.3%
Attempt Break & Enter**	43	68	89	60	36	-40.0%
Attempt ~ Business	-	-	-	-	11	-
Attempt ~ Residence	-	-	-	-	24	-
Attempt ~ Other	-	-	-	-	1	-
Theft of Motor Vehicle	164	162	168	152	77	-49.3%
Attempt Theft of Motor Vehicle**	7	8	6	9	2	-77.8%
Theft	1621	1436	2169	2021	1875	-7.2%
Shoplifting^	335	220	656	635	891	40.3%
Theft from Motor Vehicle^	419	654	772	754	497	-34.1%
Mischief	460	576	462	450	457	1.6%
Fraud	434	517	460	580	411	-29.1%

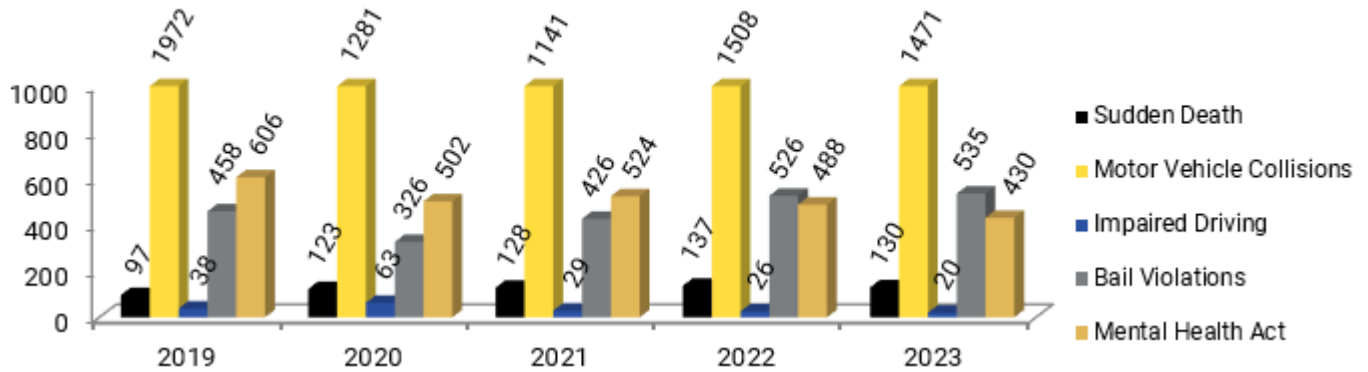
### Crimes of Property - January to October 2023



Comparisons for the Month of: October

<u>Others</u>	2019	2020	2021	2022	2023	% Difference 2022 -2023
Sudden Death	97	123	128	137	130	-5.1%
Motor Vehicle Collisions	1972	1281	1141	1508	1471	-2.5%
~Fatalities	1	3	4	1	1	0.0%
~Injuries	270	117	119	163	134	-17.8%
Impaired Driving	38	63	29	26	20	-23.1%
Bail Violations	458	326	426	526	535	1.7%
Mental Health Act	606	502	524	488	430	-11.9%

### Other Calls for Service - January to October 2023



\*Portions may be contained in Assaults

\*\*Totals included in primary classification

^Portions may be contained in Thefts

NOTE: Statistical classification revisions cause figures to change perpetually.

Prepared by: Breanna Hamilton  
Statistics Clerk

Approved by: Hugh Stevenson  
Chief of Police

Date:

02-Jan-24