



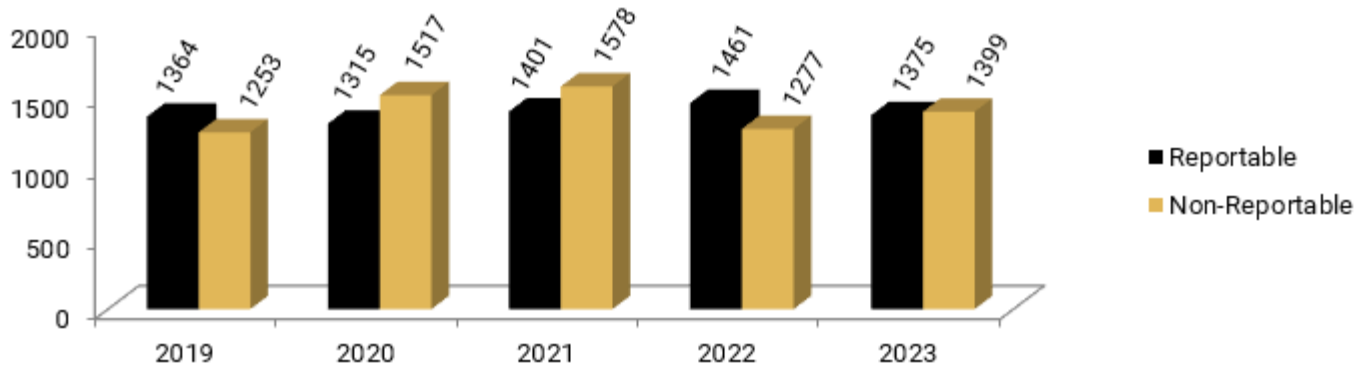
Comparisons for the Month of **October**

2019 2020 2021 2022 2023

Calls for Service

Reportable	1364	1315	1401	1461	1375
Non-Reportable	1253	1517	1578	1277	1399
Total	2617	2832	2979	2738	2774

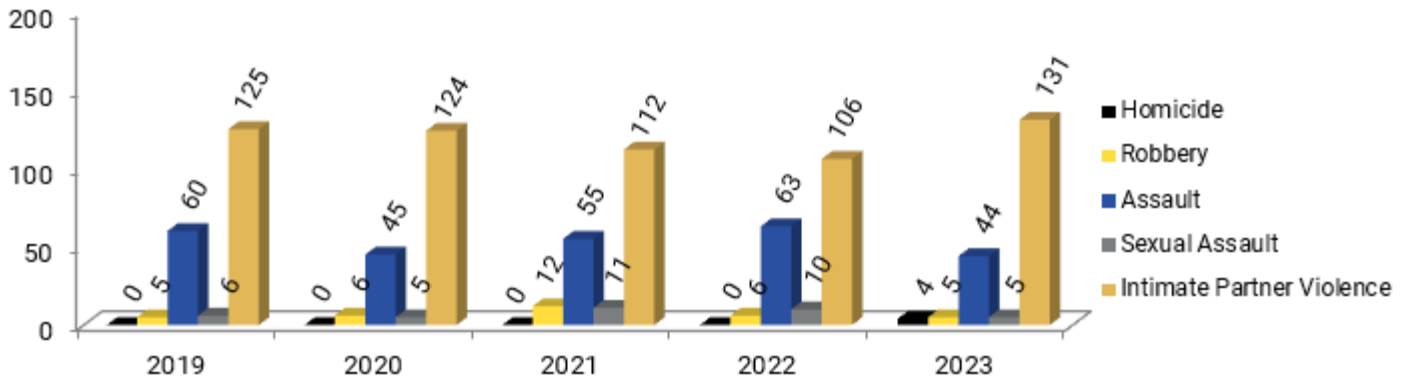
Calls for Service - October 2023



Crimes of Violence

Homicide	0	0	0	0	4
Robbery	5	6	12	6	5
Assault	60	45	55	63	44
Sexual Assault	6	5	11	10	5
Intimate Partner Violence*	125	124	112	106	131

Crimes of Violence - October 2023

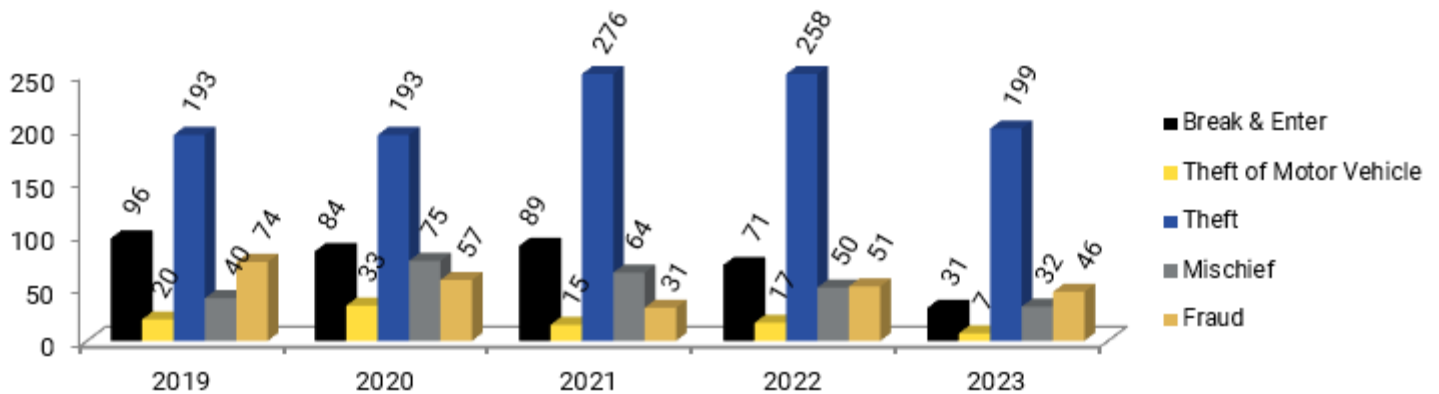




Comparisons for the Month of **October**

<u>Crimes of Property</u>	2019	2020	2021	2022	2023
Break & Enter Total	96	84	89	71	31
~Business	18	18	8	19	4
~Residence	54	57	75	46	26
~Other	24	9	6	6	1
Attempt Break & Enter**	14	7	8	7	2
Attempt ~ Business	-	-	-	-	0
Attempt ~ Residence	-	-	-	-	2
Attempt ~ Other	-	-	-	-	0
Theft of Motor Vehicle	20	33	15	17	7
Attempt Theft of Motor Vehicle**	2	2	0	1	0
Theft	193	193	276	258	199
Shoplifting^	34	33	74	89	115
Theft from Motor Vehicle^	57	98	130	89	40
Mischief	40	75	64	50	32
Fraud	74	57	31	51	46

Crimes of Property - October 2023

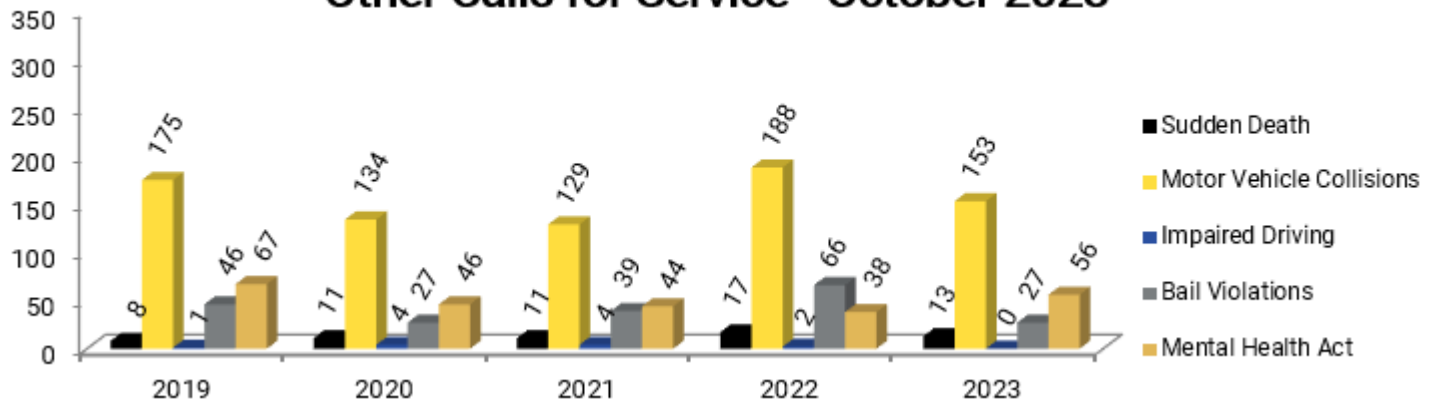




Comparisons for the Month of **October**

<u>Others</u>	2019	2020	2021	2022	2023
Sudden Death	8	11	11	17	13
Motor Vehicle Collisions	175	134	129	188	153
~Fatalities	1	1	1	0	0
~Injuries	20	9	12	24	11
Impaired Driving	1	4	4	2	0
Bail Violation	46	27	39	66	27
Mental Health Act	67	46	44	38	56

Other Calls for Service - October 2023



*Portions may be contained in Assaults

**Totals included in primary classification

^Portions may be contained in Thefts

NOTE: Statistical classification revisions cause figures to change perpetually.

Prepared by: Breanna Hamilton
Statistics Clerk

Approved by: Hugh Stevenson
Chief of Police

Date:

02-Jan-24