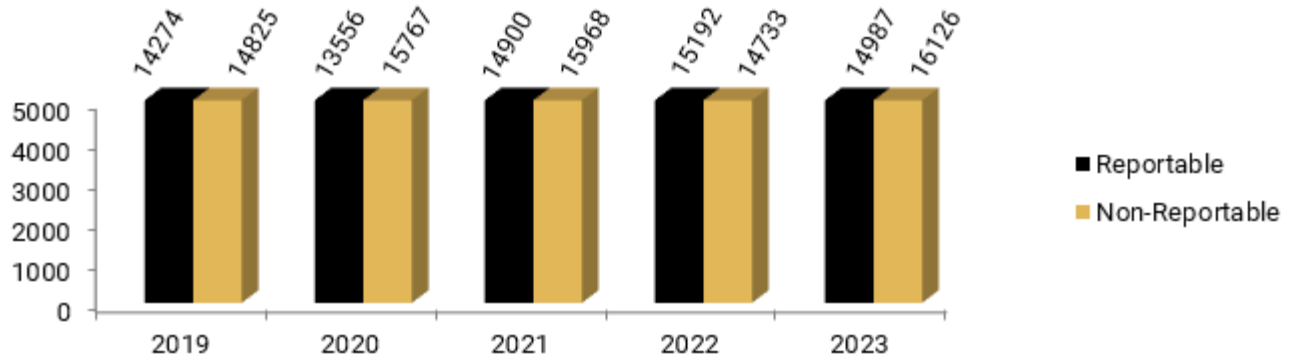




Comparisons for the Month of: November

	2019	2020	2021	2022	2023	% Difference 2022 -2023
Calls for Service						
Reportable	14274	13556	14900	15192	14987	-1.3%
Non-Reportable	14825	15767	15968	14733	16126	9.5%
Total	29099	29323	30868	29925	31113	4.0%

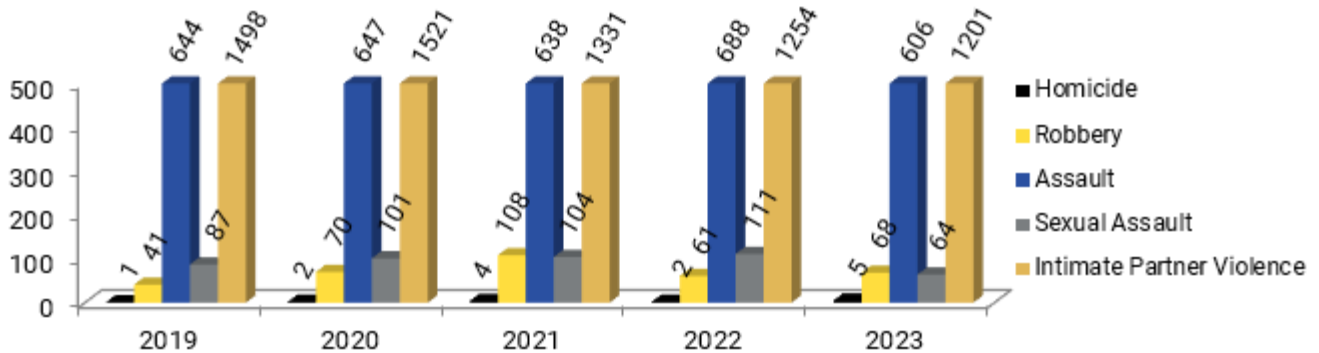
Calls for Service - January to November 2023



Crimes of Violence

Homicide	1	2	4	2	5	150.0%
Robbery	41	70	108	61	68	11.5%
Assault	644	647	638	688	606	-11.9%
Sexual Assault	87	101	104	111	64	-42.3%
Intimate Partner Violence*	1498	1521	1331	1254	1201	-4.2%

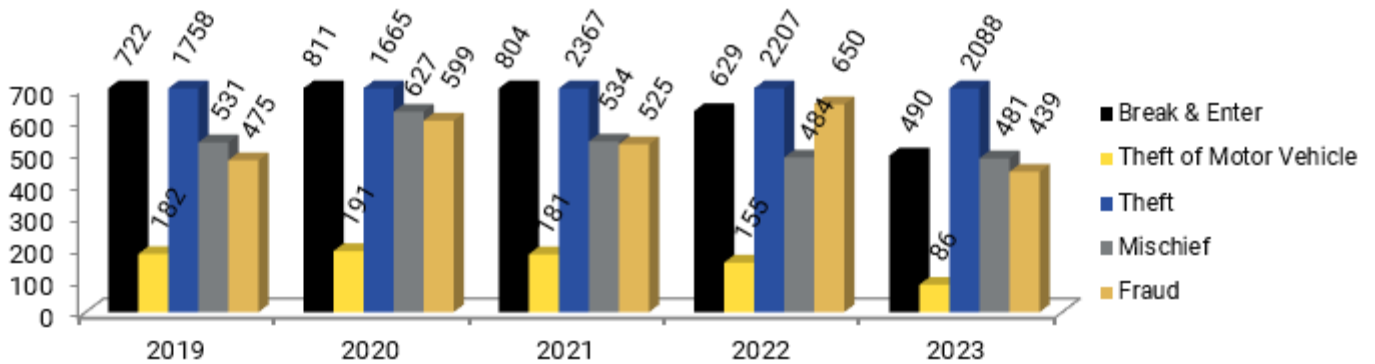
Crimes of Violence - January to November 2023



Comparisons for the Month of: November

	2019	2020	2021	2022	2023	% Difference 2022 -2023
Crimes of Property						
Break & Enter Total	722	811	804	629	490	-22.1%
~Business	139	180	106	103	125	21.4%
~Residence	513	564	592	467	329	-29.6%
~Other	70	67	106	59	36	-39.0%
Attempt Break & Enter**	49	72	91	73	37	-49.3%
Attempt ~ Business	-	-	-	-	11	-
Attempt ~ Residence	-	-	-	-	25	-
Attempt ~ Other	-	-	-	-	1	-
Theft of Motor Vehicle	182	191	181	155	86	-44.5%
Attempt Theft of Motor Vehicle**	9	9	7	9	2	-77.8%
Theft	1758	1665	2367	2207	2088	-5.4%
Shoplifting^	375	257	728	716	1038	45.0%
Theft from Motor Vehicle^	453	797	856	814	524	-35.6%
Mischief	531	627	534	484	481	-0.6%
Fraud	475	599	525	650	439	-32.5%

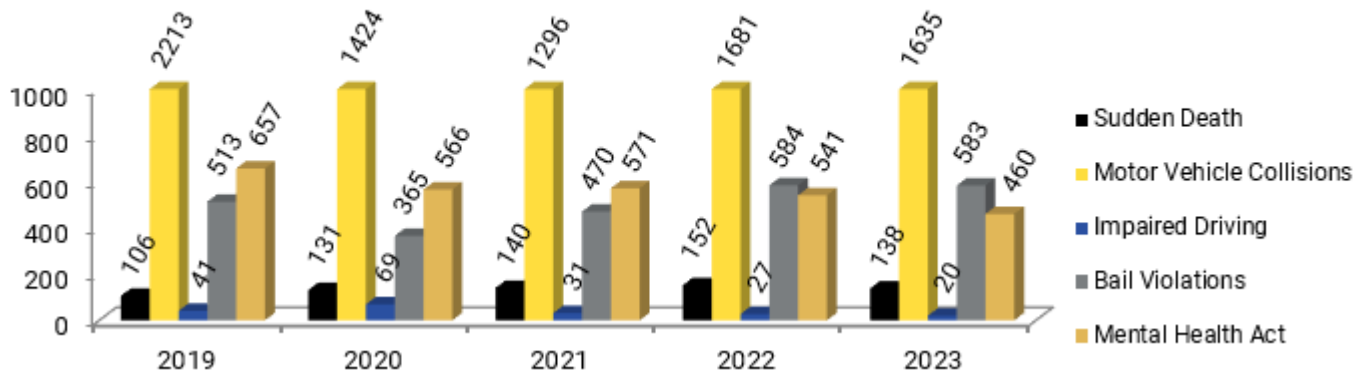
Crimes of Property - January to November 2023



Comparisons for the Month of: November

<u>Others</u>	2019	2020	2021	2022	2023	% Difference 2022 -2023
Sudden Death	106	131	140	152	138	-9.2%
Motor Vehicle Collisions	2213	1424	1296	1681	1635	-2.7%
~Fatalities	1	3	4	1	1	0.0%
~Injuries	293	124	131	187	141	-24.6%
Impaired Driving	41	69	31	27	20	-25.9%
Bail Violations	513	365	470	584	583	-0.2%
Mental Health Act	657	566	571	541	460	-15.0%

Other Calls for Service - January to November 2023



*Portions may be contained in Assaults

**Totals included in primary classification

^Portions may be contained in Thefts

NOTE: Statistical classification revisions cause figures to change perpetually.

Prepared by: Breanna Hamilton
Statistics Clerk

Approved by: Hugh Stevenson
Chief of Police

Date:

12-Jan-24