

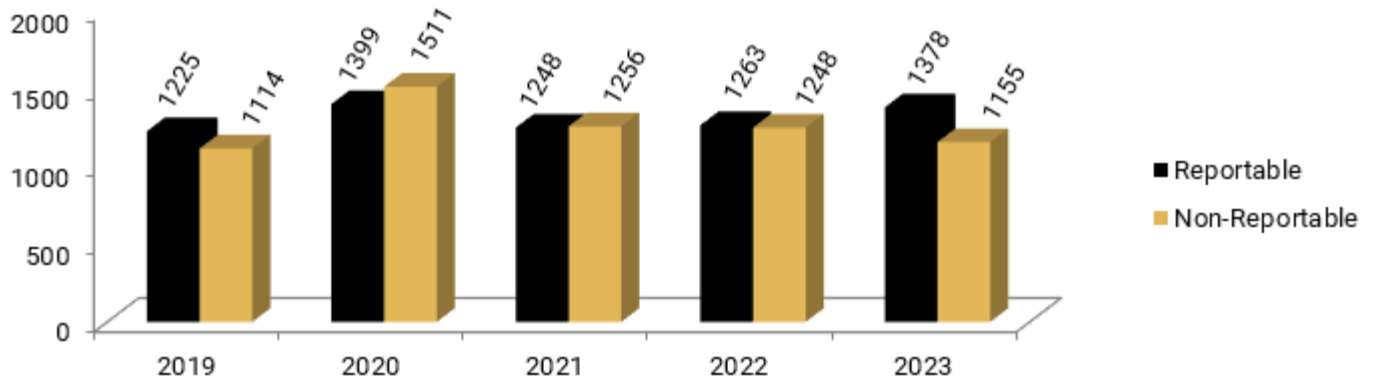


Comparisons for the Month of November

Calls for Service

	2019	2020	2021	2022	2023
Reportable	1225	1399	1248	1263	1378
Non-Reportable	1114	1511	1256	1248	1155
Total	2339	2910	2504	2511	2533

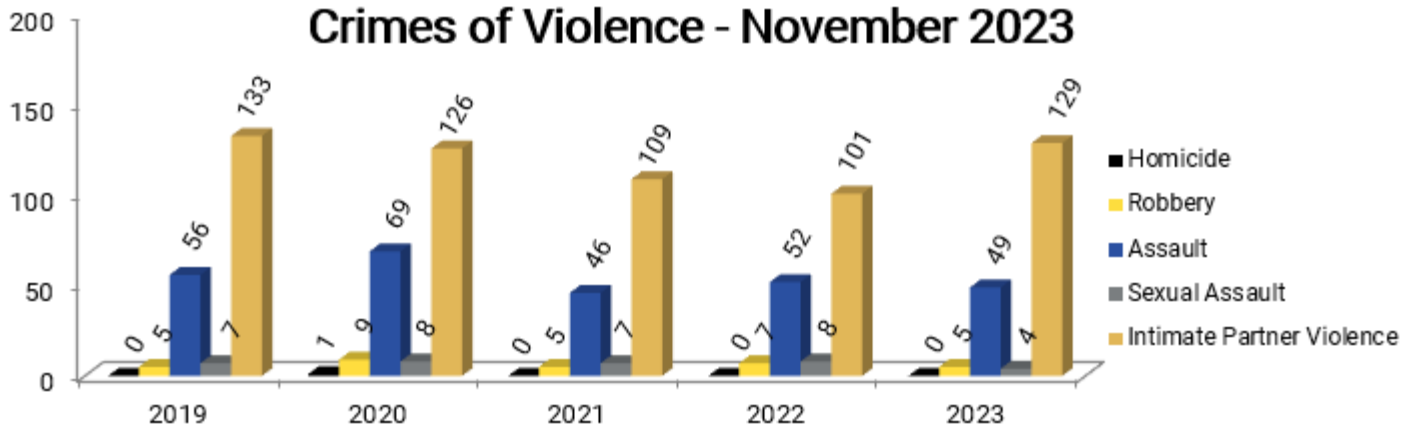
Calls for Service - November 2023



Crimes of Violence

Homicide	0	1	0	0	0
Robbery	5	9	5	7	5
Assault	56	69	46	52	49
Sexual Assault	7	8	7	8	4
Intimate Partner Violence*	133	126	109	101	129

Crimes of Violence - November 2023

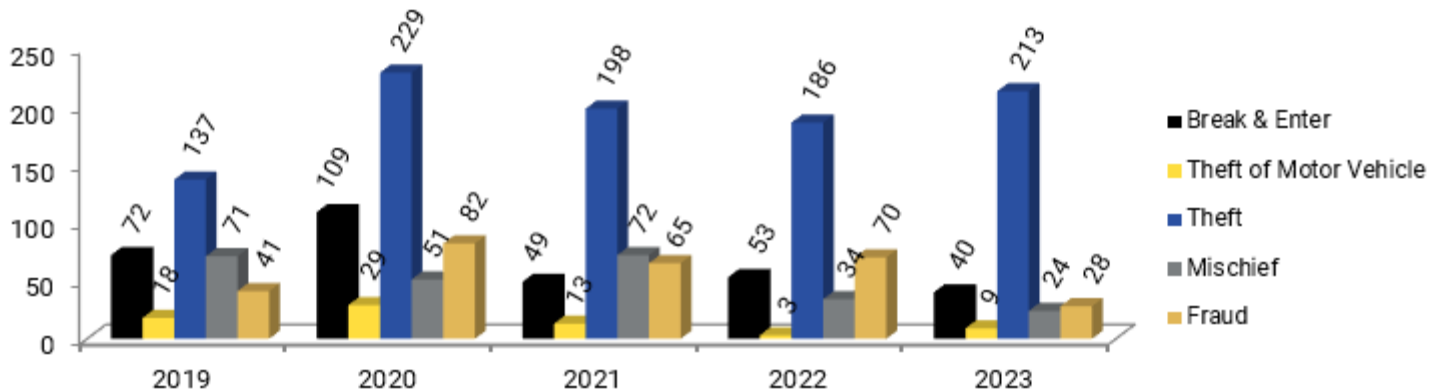




Comparisons for the Month of November

<u>Crimes of Property</u>	2019	2020	2021	2022	2023
Break & Enter Total	72	109	49	53	40
~Business	18	23	9	8	22
~Residence	48	74	38	42	16
~Other	6	12	2	3	2
Attempt Break & Enter**	6	4	2	13	1
Attempt ~ Business	-	-	-	-	0
Attempt ~ Residence	-	-	-	-	1
Attempt ~ Other	-	-	-	-	0
Theft of Motor Vehicle	18	29	13	3	9
Attempt Theft of Motor Vehicle**	2	1	1	0	0
Theft	137	229	198	186	213
Shoplifting^	40	37	72	81	147
Theft from Motor Vehicle^	34	143	84	60	27
Mischief	71	51	72	34	24
Fraud	41	82	65	70	28

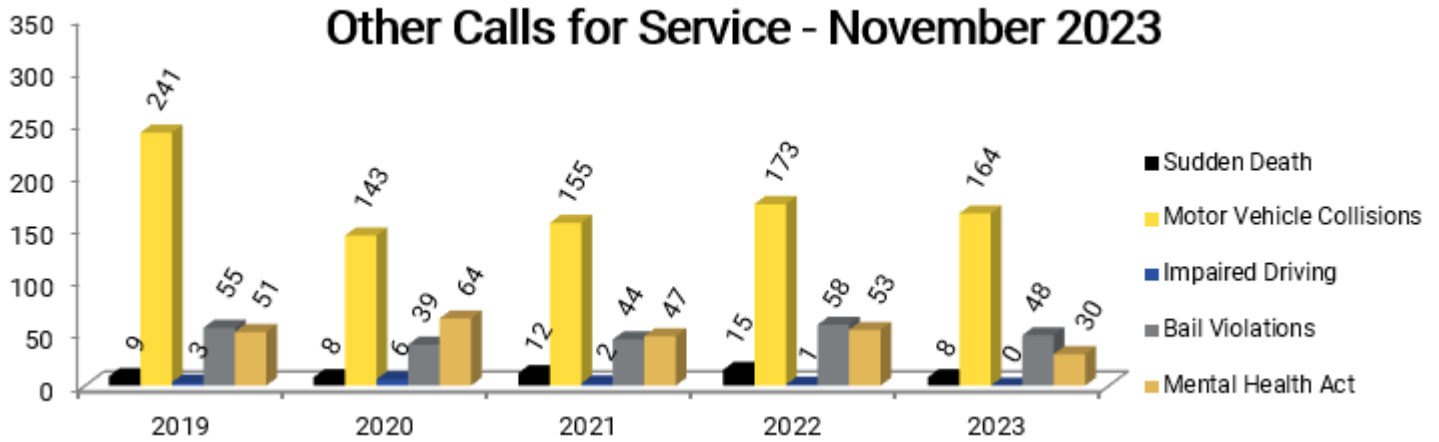
Crimes of Property - November 2023





Comparisons for the Month of **November**

<u>Others</u>	2019	2020	2021	2022	2023
Sudden Death	9	8	12	15	8
Motor Vehicle Collisions	241	143	155	173	164
~Fatalities	0	0	0	0	0
~Injuries	23	7	12	24	7
Impaired Driving	3	6	2	1	0
Bail Violation	55	39	44	58	48
Mental Health Act	51	64	47	53	30



*Portions may be contained in Assaults

**Totals included in primary classification

^Portions may be contained in Thefts

NOTE: Statistical classification revisions cause figures to change perpetually.

Prepared by: Breanna Hamilton
Statistics Clerk

Approved by: Hugh Stevenson
Chief of Police

Date:

12-Jan-24