



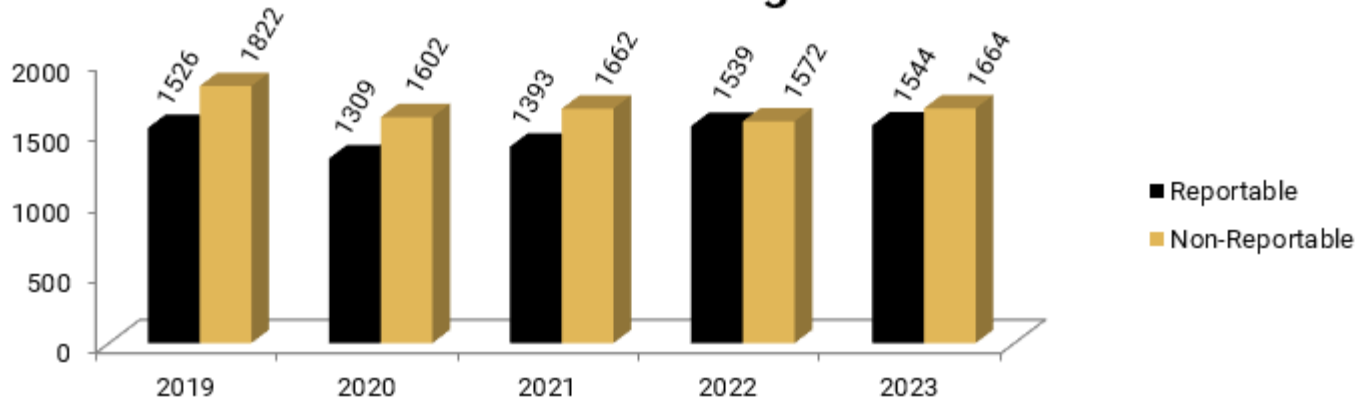
Comparisons for the Month of August

2019 2020 2021 2022 2023

Calls for Service

Reportable	1526	1309	1393	1539	1544
Non-Reportable	1822	1602	1662	1572	1664
Total	3348	2911	3055	3111	3208

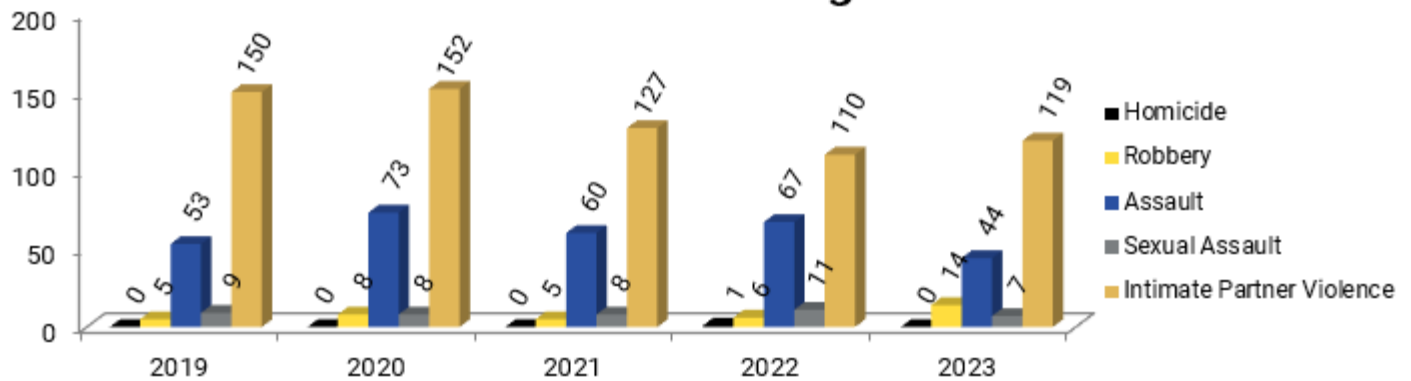
**Calls for Service - August 2023**



Crimes of Violence

Homicide	0	0	0	1	0
Robbery	5	8	5	6	14
Assault	53	73	60	67	44
Sexual Assault	9	8	8	11	7
Intimate Partner Violence*	150	152	127	110	119

**Crimes of Violence - August 2023**

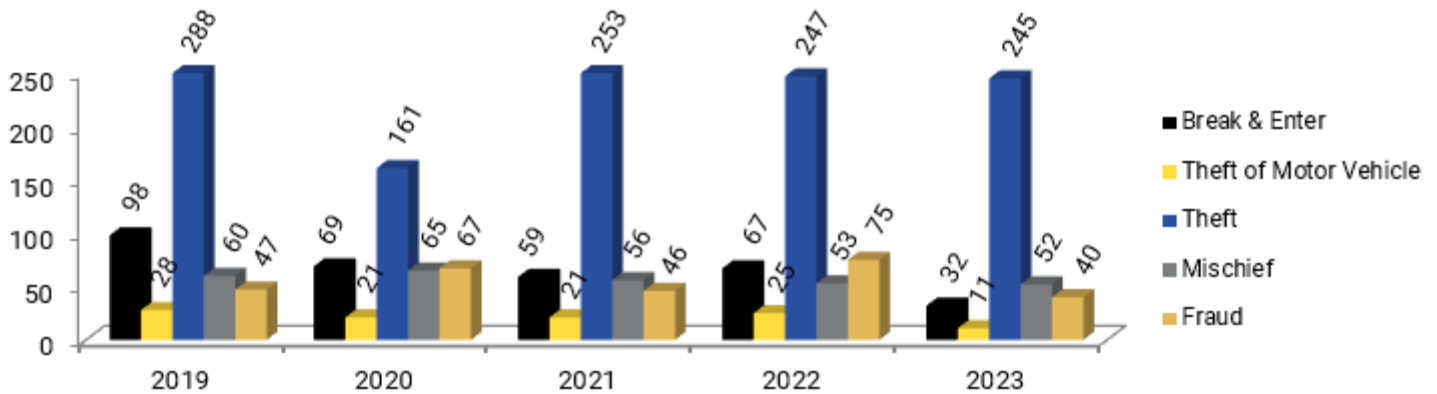




Comparisons for the Month of August

<u>Crimes of Property</u>	2019	2020	2021	2022	2023
Break & Enter Total	98	69	59	67	32
~Business	17	9	8	10	5
~Residence	74	58	49	54	22
~Other	7	2	2	3	5
Attempt Break & Enter**	3	8	6	8	1
Attempt ~ Business	-	-	-	-	0
Attempt ~ Residence	-	-	-	-	1
Attempt ~ Other	-	-	-	-	0
Theft of Motor Vehicle	28	21	21	25	11
Attempt Theft of Motor Vehicle**	0	1	0	2	1
Theft	288	161	253	247	245
Shoplifting^	46	18	68	57	126
Theft from Motor Vehicle^	85	66	94	88	52
Mischief	60	65	56	53	52
Fraud	47	67	46	75	40

### Crimes of Property - August 2023

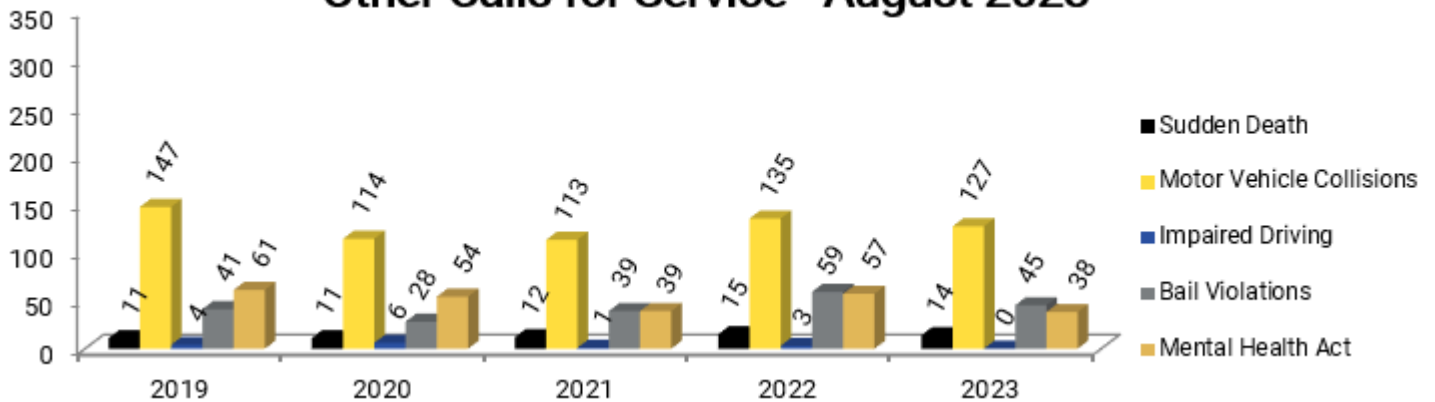




Comparisons for the Month of August

<u>Others</u>	2019	2020	2021	2022	2023
Sudden Death	11	11	12	15	14
Motor Vehicle Collisions	147	114	113	135	127
~Fatalities	0	0	0	1	0
~Injuries	22	11	12	15	14
Impaired Driving	4	6	1	3	0
Bail Violation	41	28	39	59	45
Mental Health Act	61	54	39	57	38

### Other Calls for Service - August 2023



\*Portions may be contained in Assaults

\*\*Totals included in primary classification

^Portions may be contained in Thefts

NOTE: Statistical classification revisions cause figures to change perpetually.

Prepared by: Breanna Hamilton  
Statistics Clerk

Approved by: Hugh Stevenson  
Chief of Police

Date:

07-Dec-23