



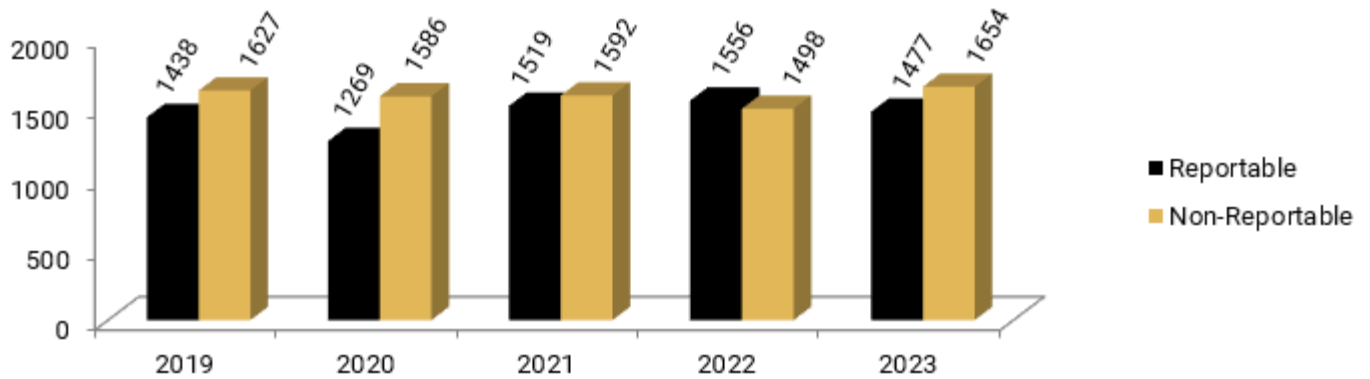
Comparisons for the Month of July

2019 2020 2021 2022 2023

Calls for Service

Reportable	1438	1269	1519	1556	1477
Non-Reportable	1627	1586	1592	1498	1654
Total	3065	2855	3111	3054	3131

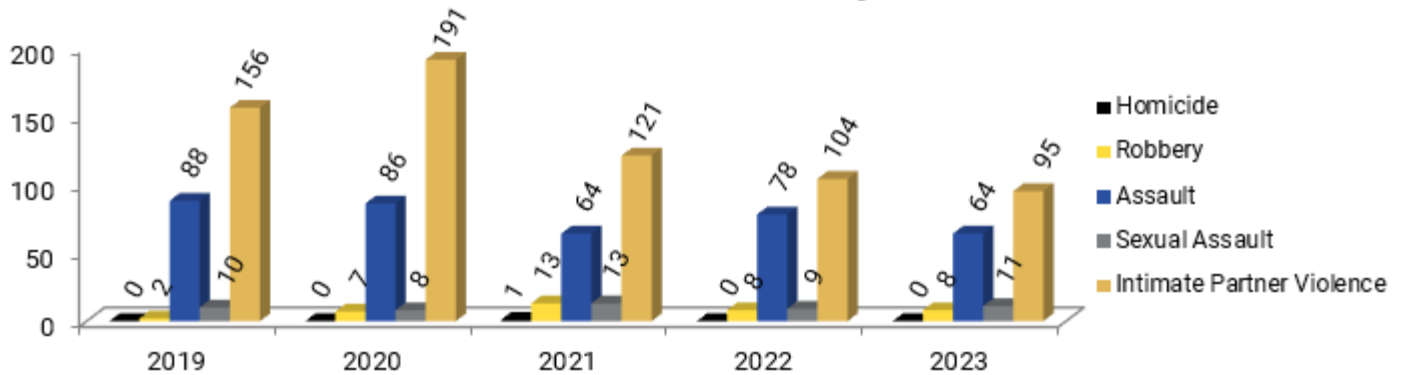
**Calls for Service - July 2023**



Crimes of Violence

Homicide	0	0	1	0	0
Robbery	2	7	13	8	8
Assault	88	86	64	78	64
Sexual Assault	10	8	13	9	11
Intimate Partner Violence*	156	191	121	104	95

**Crimes of Violence - July 2023**

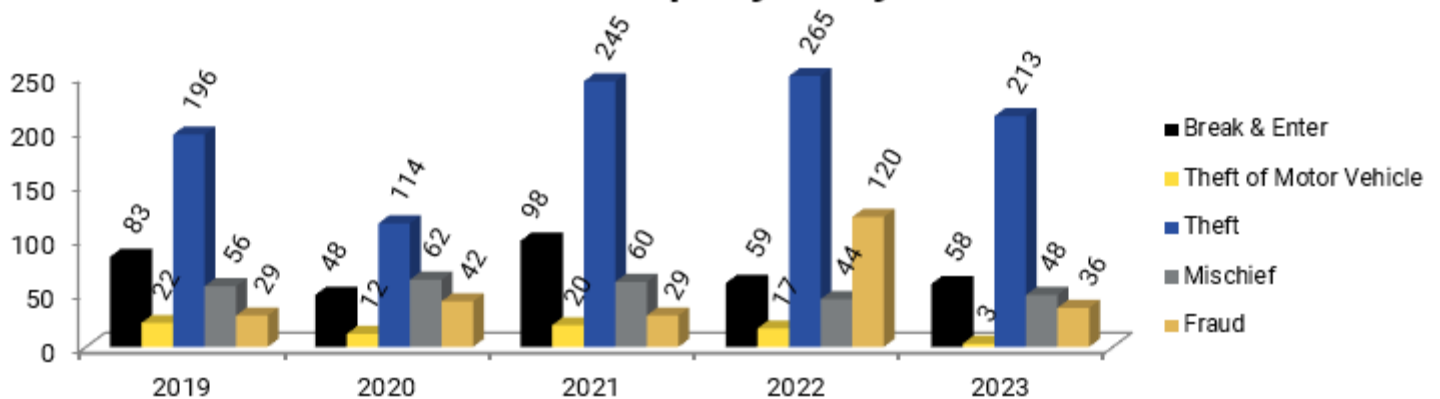




Comparisons for the Month of July

<u>Crimes of Property</u>	2019	2020	2021	2022	2023
Break & Enter Total	83	48	98	59	58
~Business	19	8	9	9	20
~Residence	63	35	78	38	35
~Other	1	5	11	12	3
Attempt Break & Enter**	4	2	11	5	1
Attempt ~ Business	-	-	-	-	0
Attempt ~ Residence	-	-	-	-	1
Attempt ~ Othe	-	-	-	-	0
Theft of Motor Vehicle	22	12	20	17	3
Attempt Theft of Motor Vehicle**	0	0	1	1	0
Theft	196	114	245	265	213
Shoplifting^	40	13	88	51	95
Theft from Motor Vehicle^	38	38	77	128	54
Mischief	56	62	60	44	48
Fraud	29	42	29	120	36

### Crimes of Property - July 2023

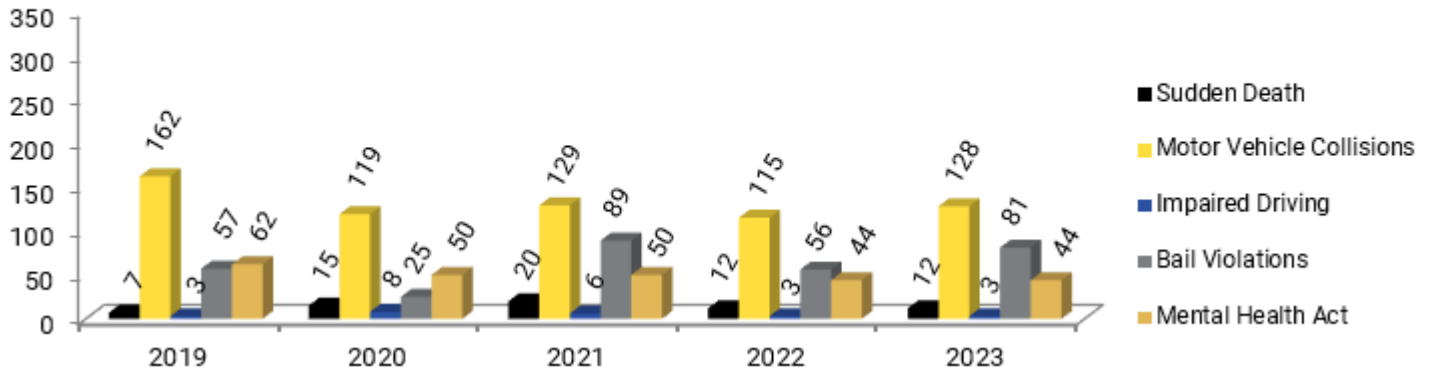




Comparisons for the Month of July

<u>Others</u>	2019	2020	2021	2022	2023
Sudden Death	7	15	20	12	12
Motor Vehicle Collisions	162	119	129	115	128
~Fatalities	0	0	1	0	0
~Injuries	20	11	13	19	12
Impaired Driving	3	8	6	3	3
Bail Violation	57	25	89	56	81
Mental Health Act	62	50	50	44	44

### Other Calls for Service - July 2023



\*Portions may be contained in Assaults

\*\*Totals included in primary classification

^Portions may be contained in Thefts

NOTE: Statistical classification revisions cause figures to change perpetually.

Prepared by: Breanna Hamilton  
Statistics Clerk

Approved by: Hugh Stevenson  
Chief of Police

Date:

23-Nov-23