



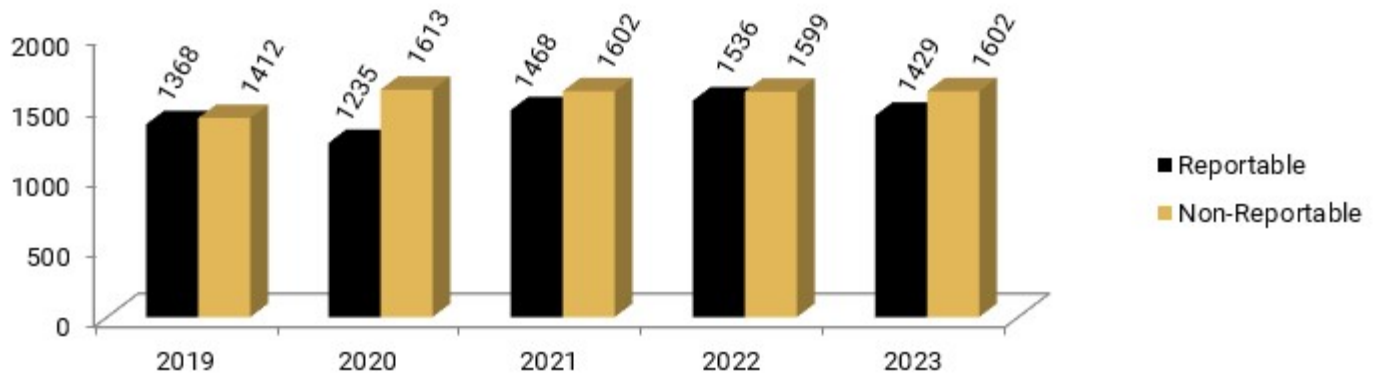
Comparisons for the Month of: **May**

2019 2020 2021 2022 2023

Calls for Service

Reportable	1368	1235	1468	1536	1429
Non-Reportable	1412	1613	1602	1599	1602
Total	2780	2848	3070	3135	3031

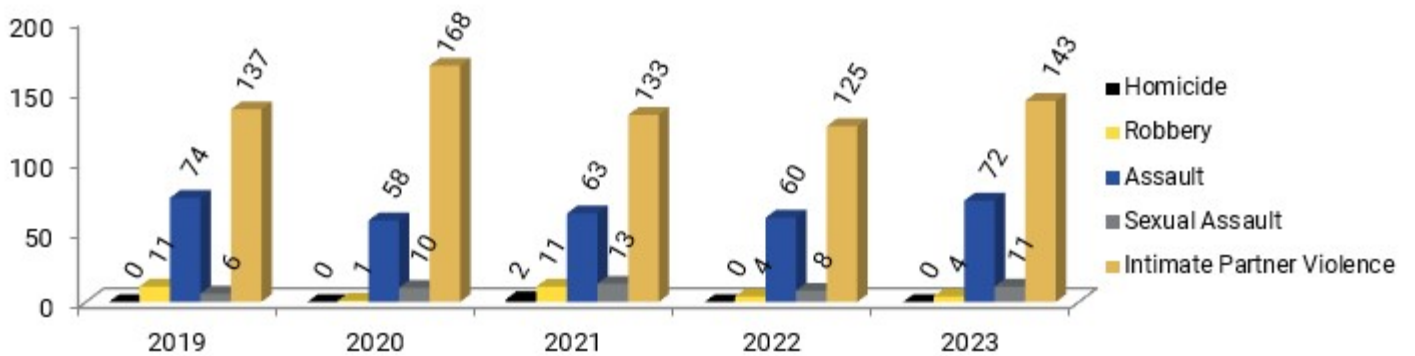
Calls for Service - May 2023



Crimes of Violence

Homicide	0	0	2	0	0
Robbery	11	1	11	4	4
Assault	74	58	63	60	72
Sexual Assault	6	10	13	8	11
Intimate Partner Violence*	137	168	133	125	143

Crimes of Violence - May 2023

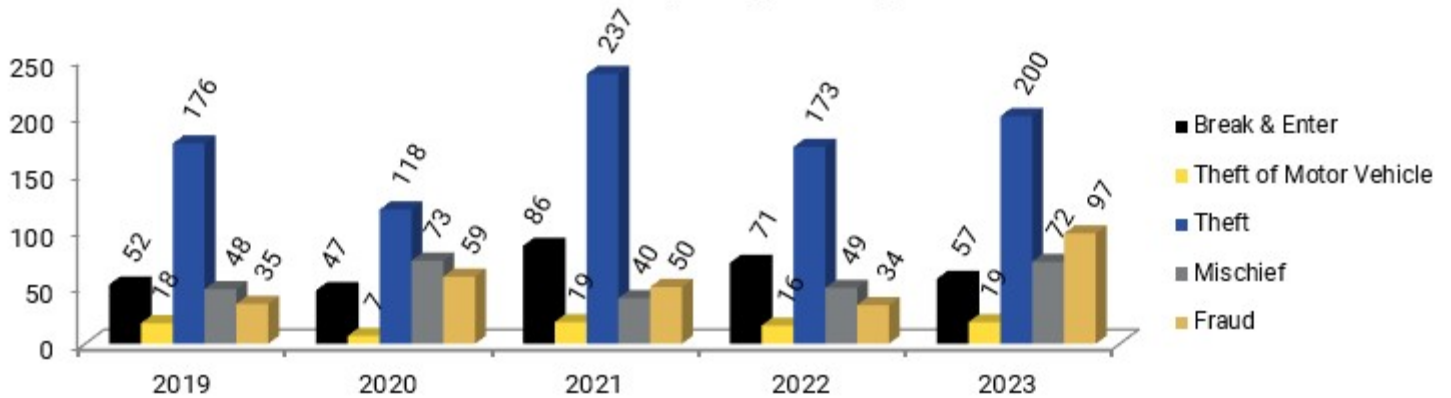




Comparisons for the Month of: **May**

<u>Crimes of Property</u>	2019	2020	2021	2022	2023
Break & Enter Total	52	47	86	71	57
~Business	8	8	9	12	11
~Residence	41	36	60	56	41
~Other	3	3	17	3	5
Attempt Break & Enter**	1	4	13	15	2
Attempt ~ Business	-	-	-	-	1
Attempt ~ Residence	-	-	-	-	1
Attempt ~ Other	-	-	-	-	0
Theft of Motor Vehicle	18	7	19	16	19
Attempt Theft of Motor Vehicle**	2	2	3	2	1
Theft	176	118	237	173	200
Shoplifting^	42	12	92	42	95
Theft from Motor Vehicle^	48	52	62	71	64
Mischief	48	73	40	49	72
Fraud	35	59	50	34	97

Crimes of Property - May 2023

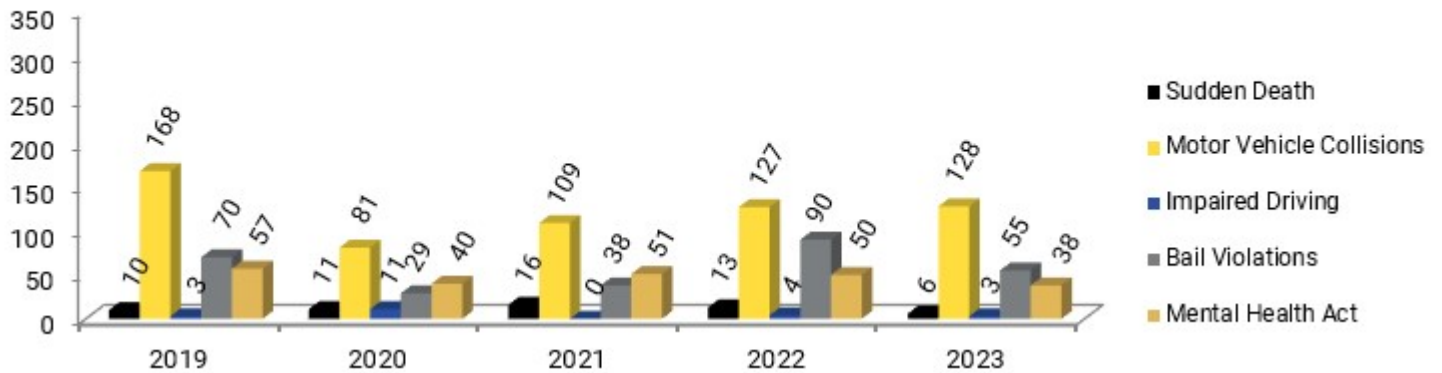




Comparisons for the Month of: **May**

<u>Others</u>	2019	2020	2021	2022	2023
Sudden Death	10	11	16	13	6
Motor Vehicle Collisions	168	81	109	127	128
~Fatalities	0	0	1	0	0
~Injuries	27	8	15	13	6
Impaired Driving	3	11	0	4	3
Bail Violations	70	29	38	90	55
Mental Health Act	57	40	51	50	38

Other Calls for Service - May 2023



*Portions may be contained in Assaults

**Totals included in primary classification

^Portions may be contained in Thefts

NOTE: Statistical classification revisions cause figures to change perpetually.

Prepared by **Breanna Hamilton**
Statistics Clerk

Approved by: **Hugh Stevenson**
Chief of Police

Date: **16-Oct-23**