



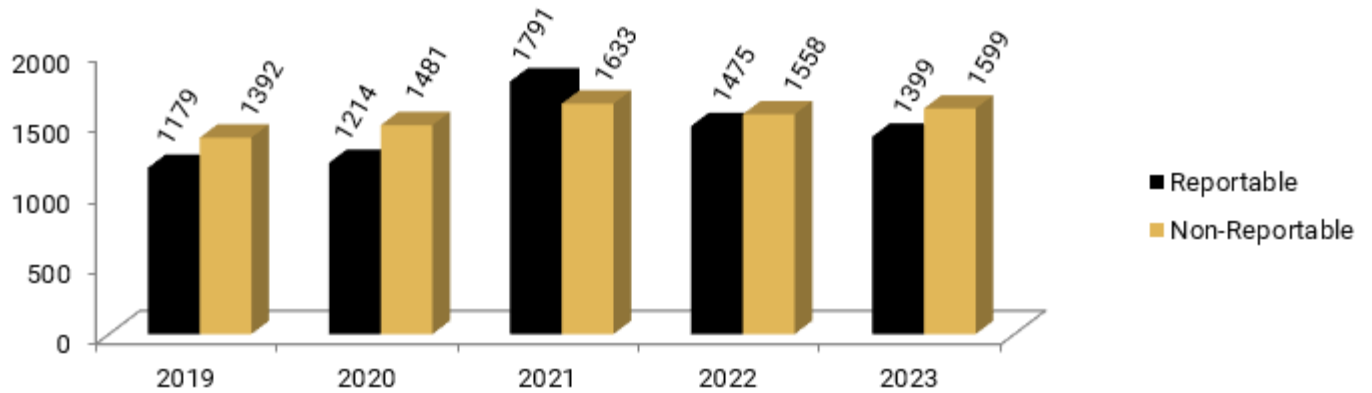
Comparisons for the Month of: June

2019 2020 2021 2022 2023

Calls for Service

Reportable	1179	1214	1791	1475	1399
Non-Reportable	1392	1481	1633	1558	1599
Total	2571	2695	3424	3033	2998

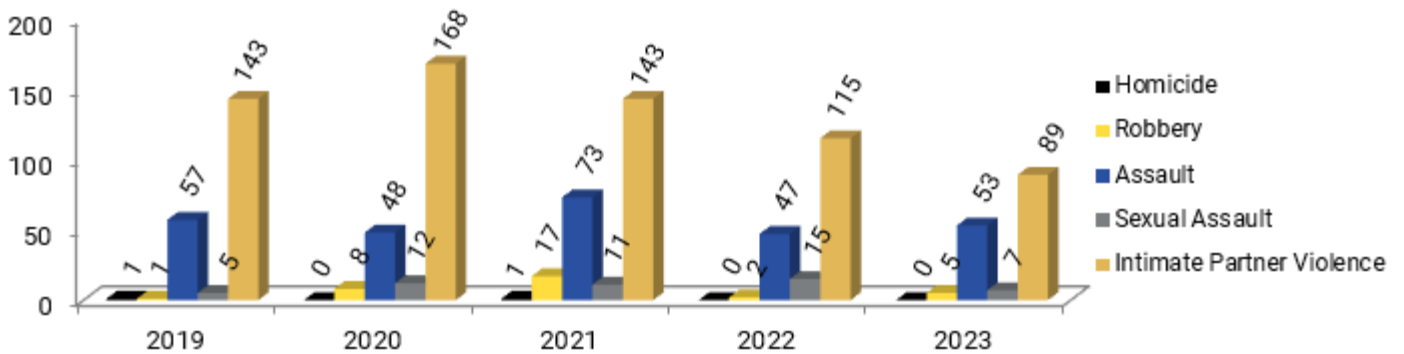
Calls for Service - June 2023



Crimes of Violence

Homicide	1	0	1	0	0
Robbery	1	8	17	2	5
Assault	57	48	73	47	53
Sexual Assault	5	12	11	15	7
Intimate Partner Violence*	143	168	143	115	89

Crimes of Violence - June 2023

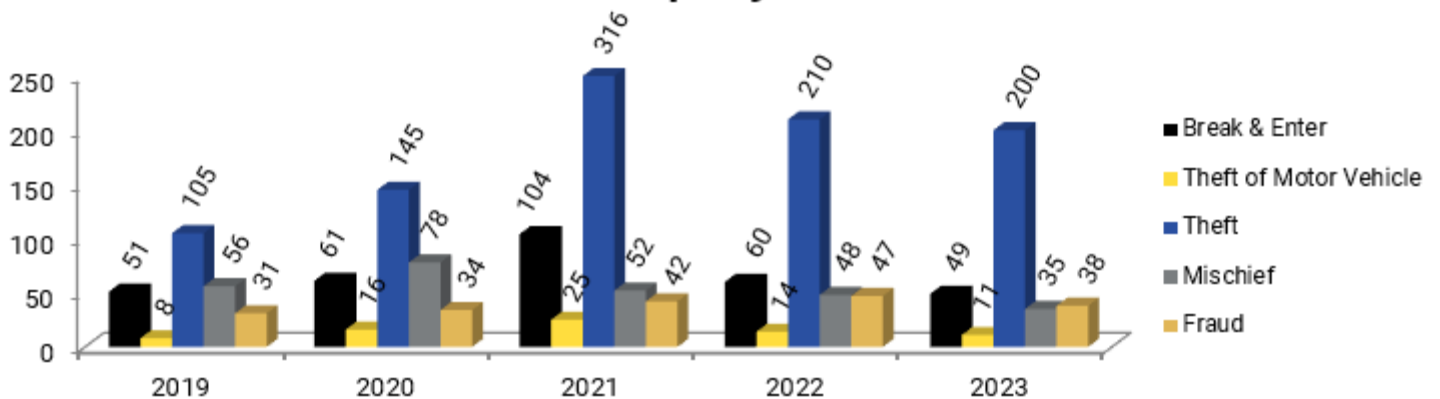




Comparisons for the Month of: June

<u>Crimes of Property</u>	2019	2020	2021	2022	2023
Break & Enter Total	51	61	104	60	49
~Business	10	12	17	8	9
~Residence	38	44	77	46	36
~Other	3	5	10	6	4
Attempt Break & Enter**	1	14	17	4	4
Attempt ~ Business	-	-	-	-	3
Attempt ~ Residence	-	-	-	-	1
Attempt ~ Other	-	-	-	-	0
Theft of Motor Vehicle	8	16	25	14	11
Attempt Theft of Motor Vehicle**	0	0	1	0	0
Theft	105	145	316	210	200
Shoplifting^	17	15	119	65	79
Theft from Motor Vehicle^	13	51	88	68	47
Mischief	56	78	52	48	35
Fraud	31	34	42	47	38

Crimes of Property - June 2023

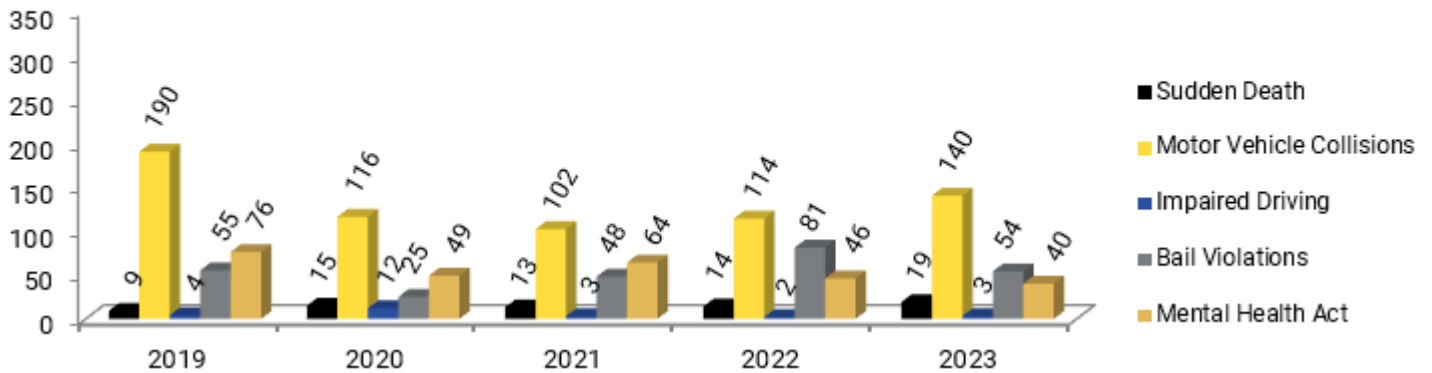




Comparisons for the Month of: June

<u>Others</u>	2019	2020	2021	2022	2023
Sudden Death	9	15	13	14	19
Motor Vehicle Collisions	190	116	102	114	140
~Fatalities	0	1	0	0	1
~Injuries	34	11	19	16	13
Impaired Driving	4	12	3	2	3
Bail Violations	55	25	48	81	54
Mental Health Act	76	49	64	46	40

Other Calls for Service - June 2023



*Portions may be contained in Assaults

**Totals included in primary classification

^Portions may be contained in Thefts

NOTE: Statistical classification revisions cause figures to change perpetually.

Prepared by Breanna Hamilton
Statistics Clerk

Approved by: Hugh Stevenson
Chief of Police

Date:

18-Oct-23