



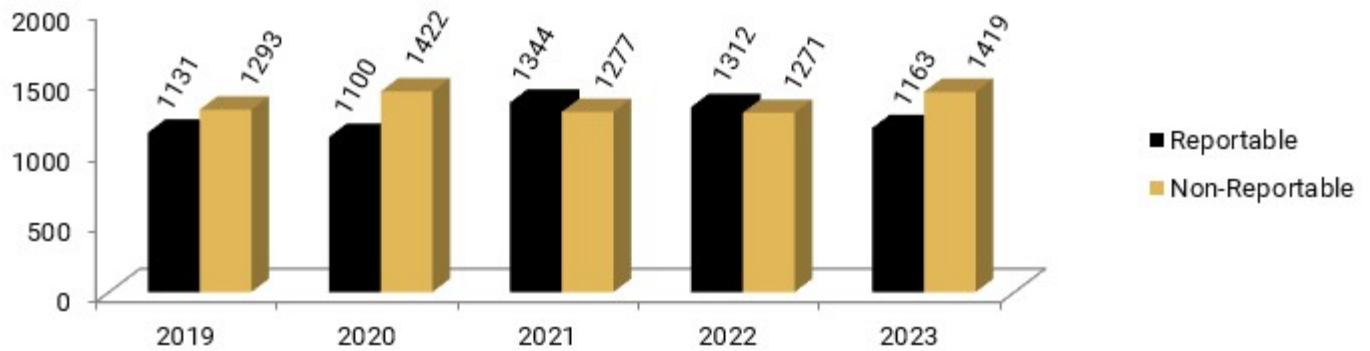
Comparisons for the Month of: April

2019 2020 2021 2022 2023

Calls for Service

Reportable	1131	1100	1344	1312	1163
Non-Reportable	1293	1422	1277	1271	1419
Total	2424	2522	2621	2583	2582

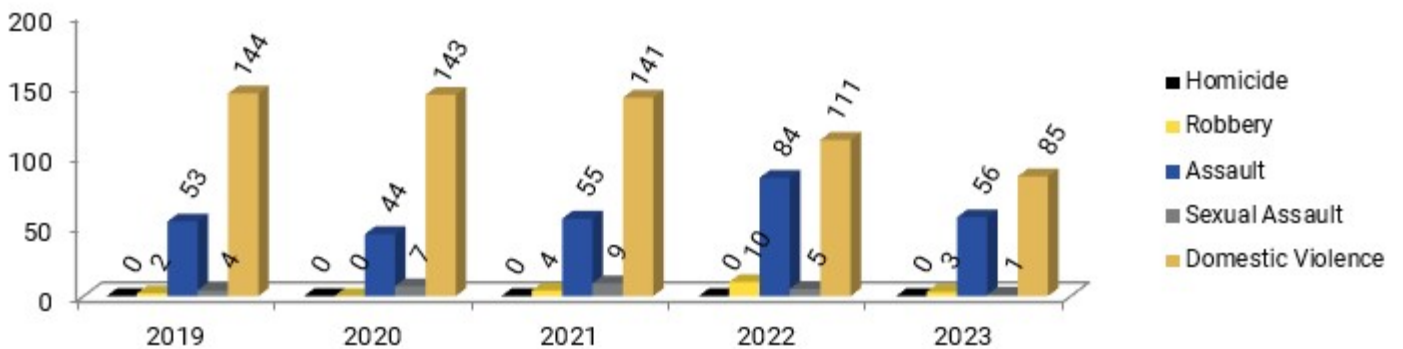
Calls for Service - April 2023



Crimes of Violence

Homicide	0	0	0	0	0
Robbery	2	0	4	10	3
Assault	53	44	55	84	56
Sexual Assault	4	7	9	5	1
Intimate Partner Violence*	144	143	141	111	85

Crimes of Violence - April 2023

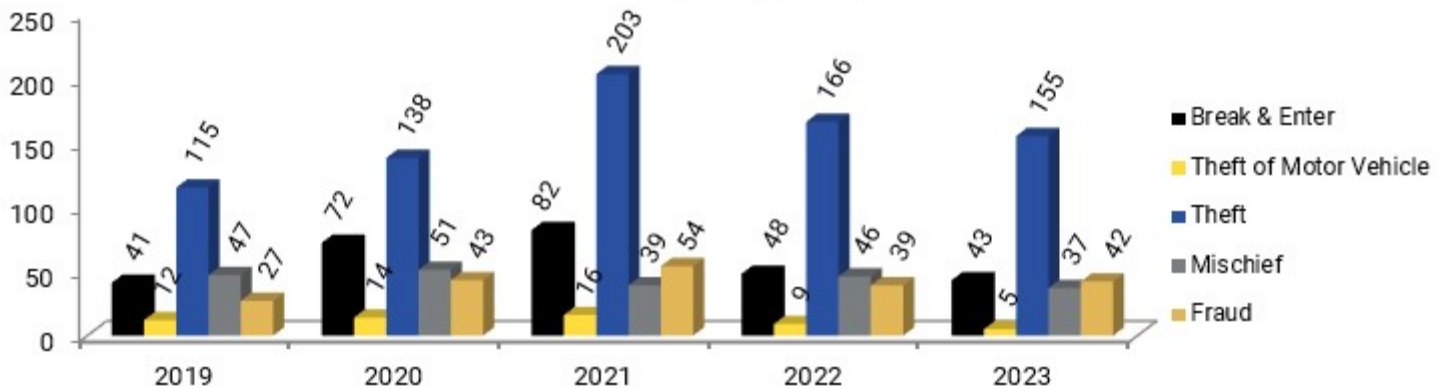




Comparisons for the Month of: April

<u>Crimes of Property</u>	2019	2020	2021	2022	2023
Break & Enter Total	41	72	82	48	43
~Business	4	21	7	6	11
~Residence	34	47	60	36	31
~Other	3	4	15	6	1
Attempt Break & Enter**	3	8	8	4	3
Attempt ~ Business	-	-	-	-	1
Attempt ~ Residence	-	-	-	-	2
Attempt ~ Other	-	-	-	-	0
Theft of Motor Vehicle	12	14	16	9	5
Attempt Theft of Motor Vehicle**	0	1	0	0	0
Theft	115	138	203	166	155
Shoplifting^	25	8	49	55	85
Theft from Motor Vehicle^	33	78	87	67	26
Mischief	47	51	39	46	37
Fraud	27	43	54	39	42

Crimes of Property - April 2023

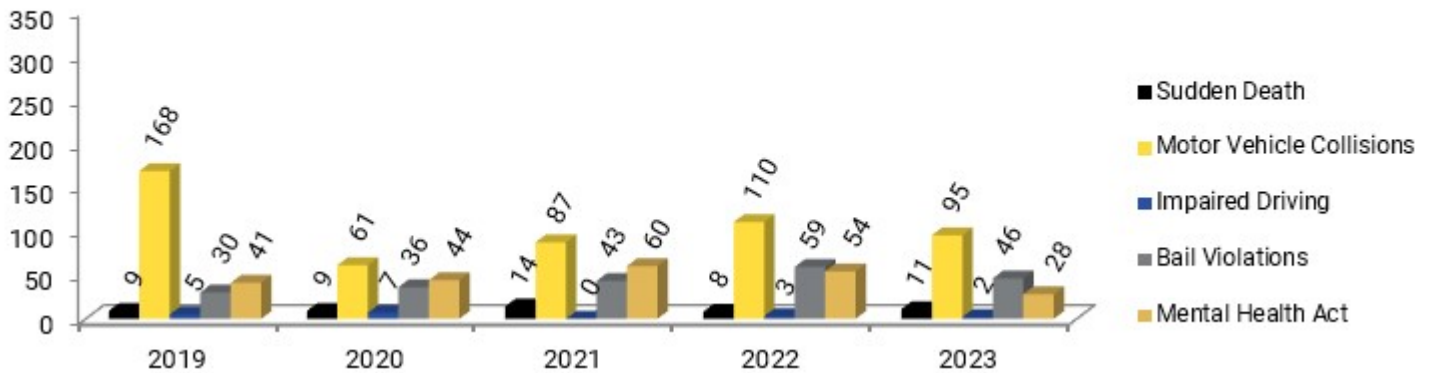




Comparisons for the Month of: April

<u>Others</u>	2019	2020	2021	2022	2023
Sudden Death	9	9	14	8	11
Motor Vehicle Collisions	168	61	87	110	95
~Fatalities	0	0	1	0	0
~Injuries	18	3	4	8	11
Impaired Driving	5	7	0	3	2
Bail Violations	30	36	43	59	46
Mental Health Act	41	44	60	54	28

Other Calls for Service - April 2023



*Portions may be contained in Assaults

**Totals included in primary classification

^Portions may be contained in Thefts

NOTE: Statistical classification revisions cause figures to change perpetually.

Prepared by Breanna Hamilton
Statistics Clerk

Approved by: Hugh Stevenson
Chief of Police

Date: 13-Oct-23