

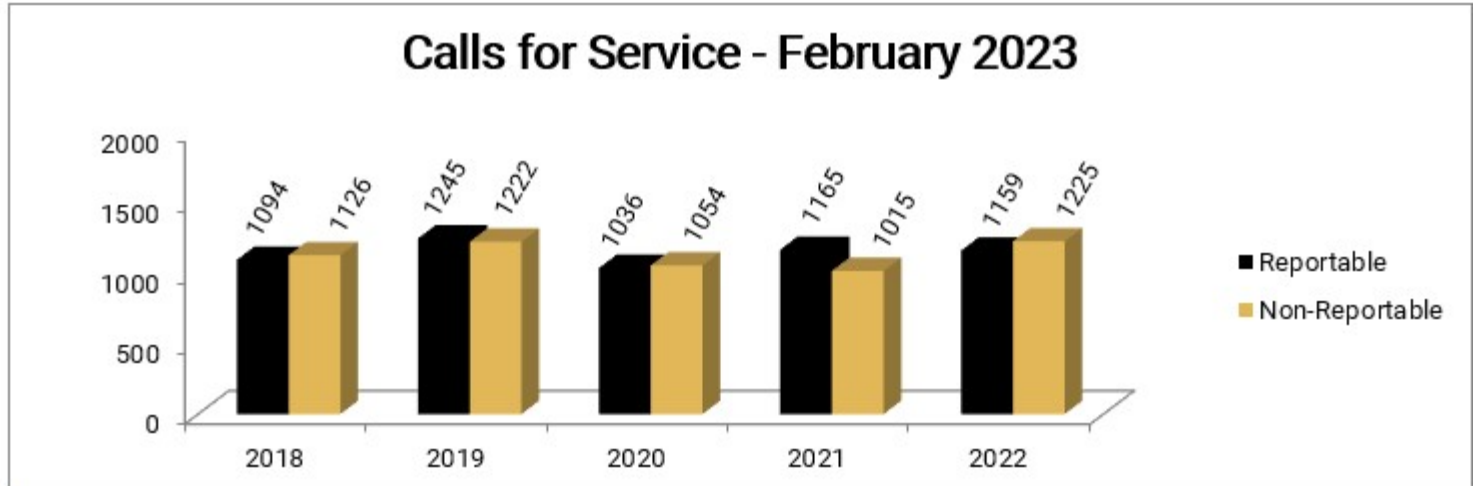


Comparisons for the Month of: February

2019      2020      2021      2022      2023

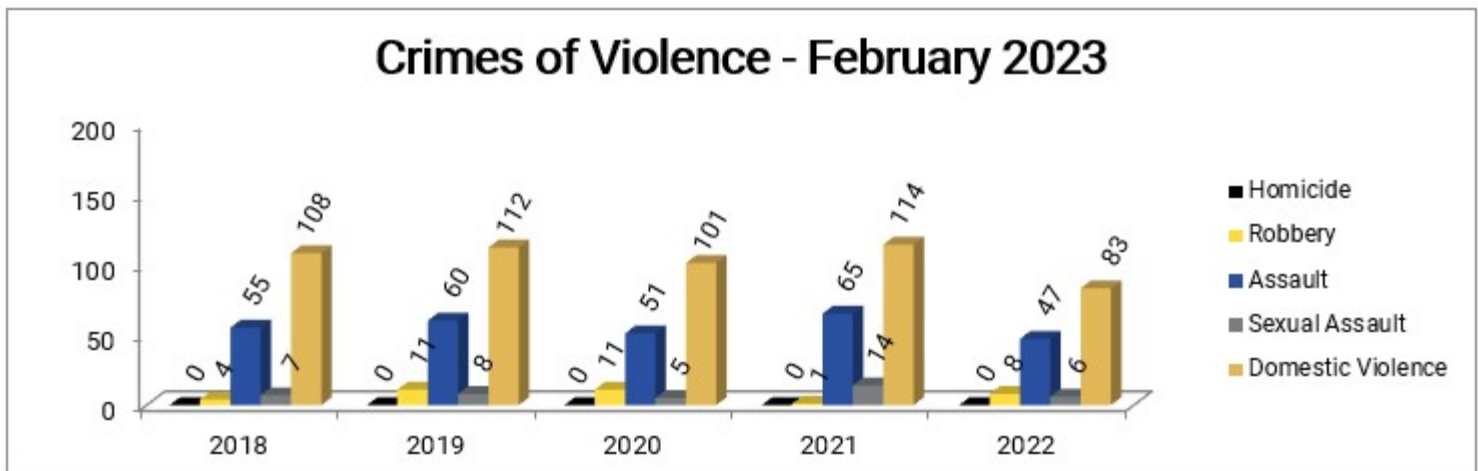
Calls for Service

Reportable	1094	1245	1036	1165	1159
Non-Reportable	1126	1222	1054	1015	1225
Total	2220	2467	2090	2180	2384



Crimes of Violence

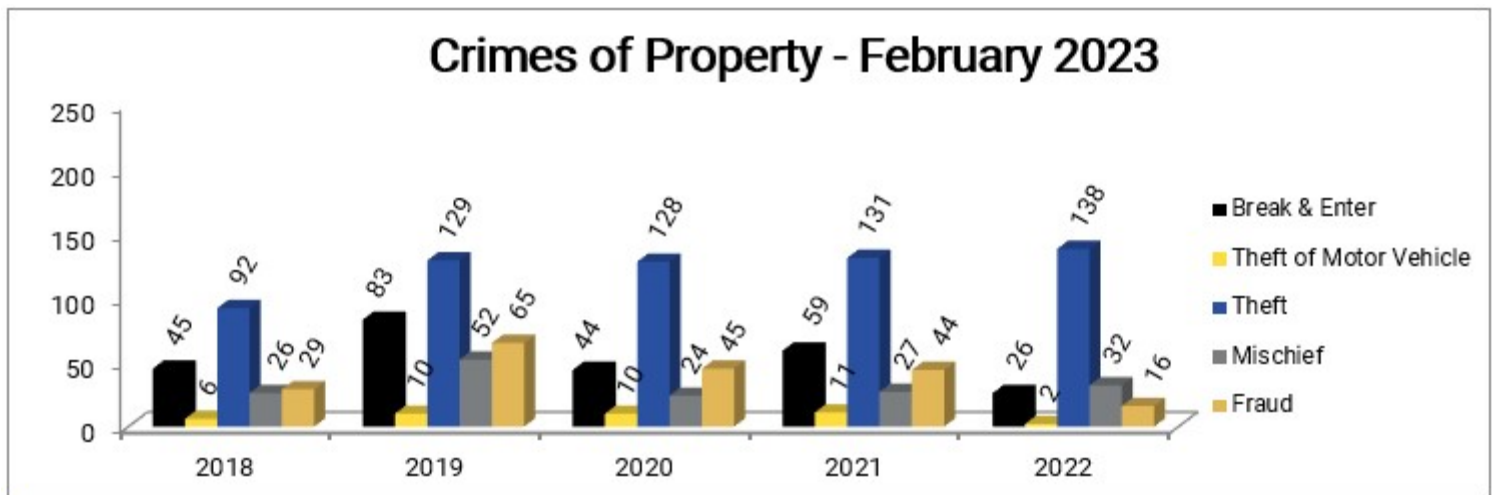
Homicide	0	0	0	0	0
Robbery	4	11	11	1	8
Assault	55	60	51	65	47
Sexual Assault	7	8	5	14	6
Intimate Partner Violence*	108	112	101	114	83





Comparisons for the Month of: February

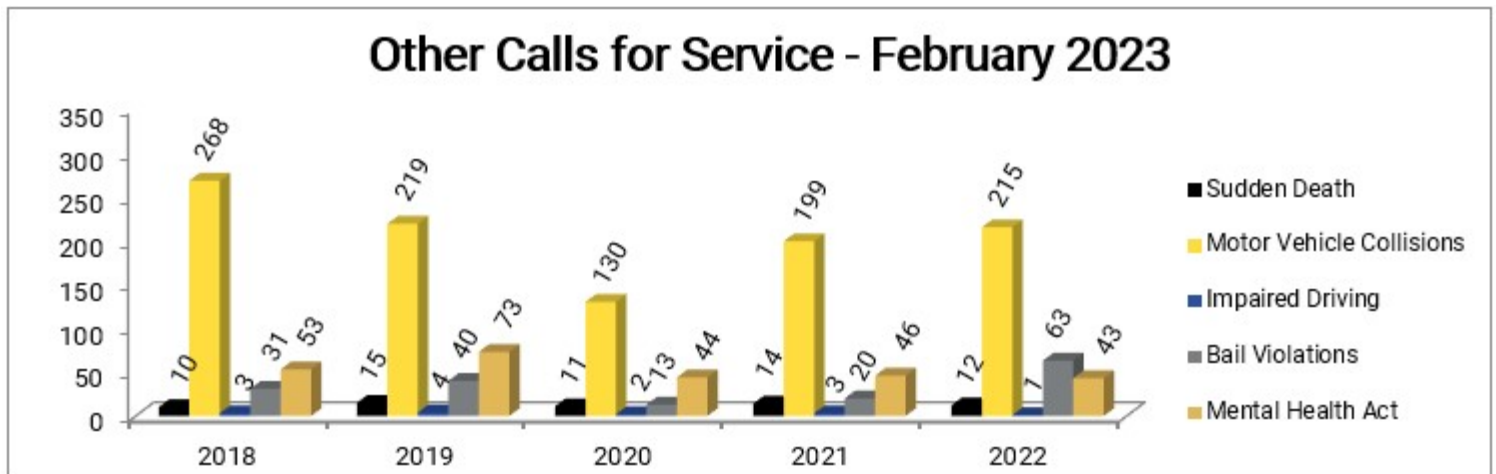
<u>Crimes of Property</u>	2019	2020	2021	2022	2023
Break & Enter Total	45	83	44	59	26
~Business	11	27	5	10	7
~Residence	33	50	26	45	15
~Other	1	6	13	4	4
Attempt Break & Enter**	4	6	5	4	1
Attempt ~ Business	-	-	-	-	1
Attempt ~ Residence	-	-	-	-	0
Attempt ~ Other	-	-	-	-	0
Theft of Motor Vehicle	6	10	10	11	2
Attempt Theft of Motor Vehicle**	0	0	0	1	0
Theft	92	129	128	131	138
Shoplifting^	20	33	43	60	67
Theft from Motor Vehicle^	22	61	39	27	38
Mischief	26	52	24	27	32
Fraud	29	65	45	44	16





Comparisons for the Month of: February

<u>Others</u>	2019	2020	2021	2022	2023
Sudden Death	10	15	11	14	12
Motor Vehicle Collisions	268	219	130	199	215
~Fatalities	0	0	0	0	0
~Injuries	25	26	8	14	19
Impaired Driving	3	4	2	3	1
Bail Violations	31	40	13	20	63
Mental Health Act	53	73	44	46	43



\*Portions may be contained in Assaults

\*\*Totals included in primary classification

^Portions may be contained in Thefts

NOTE: Statistical classification revisions cause figures to change perpetually.

Prepared by Tiana Winchester  
Statistics Clerk

Approved by: Hugh Stevenson  
Chief of Police

Date: 14-Apr-23