



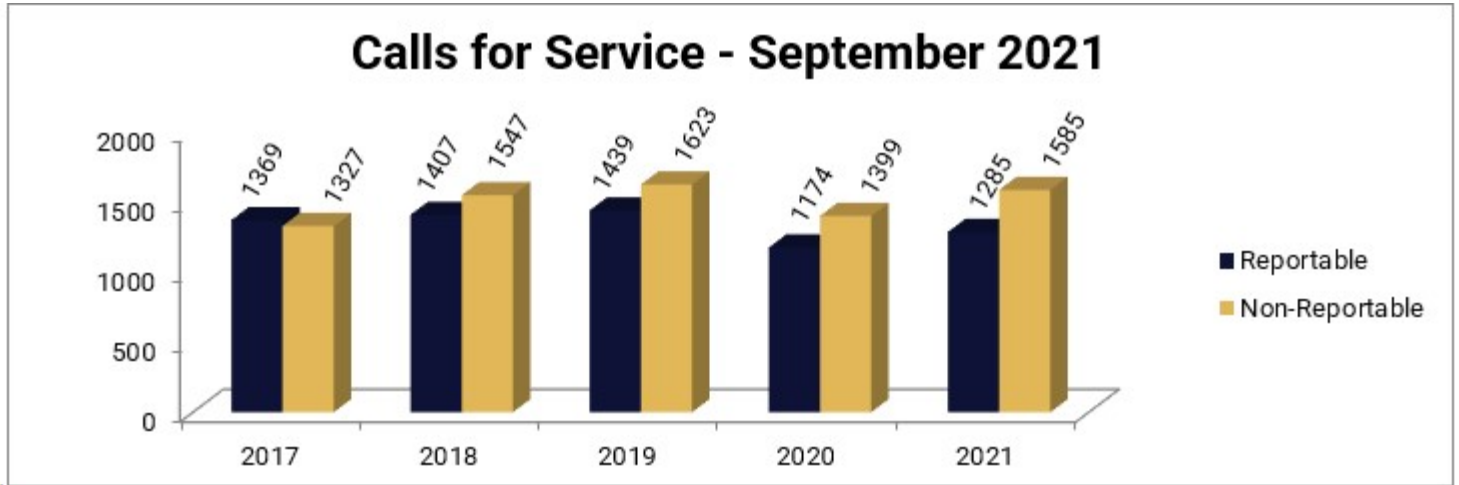
Comparisons for the Month

September

2017      2018      2019      2020      2021

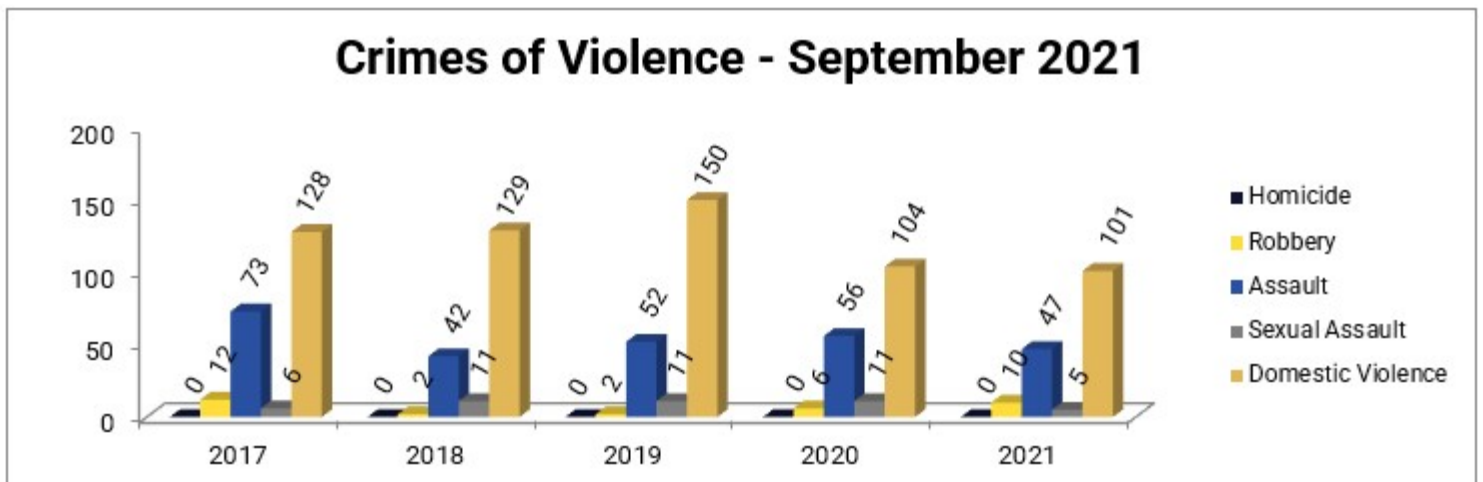
**Calls for Service**

Reportable	1369	1407	1439	1174	1285
Non-Reportable	1327	1547	1623	1399	1585
Total	2696	2954	3062	2573	2870



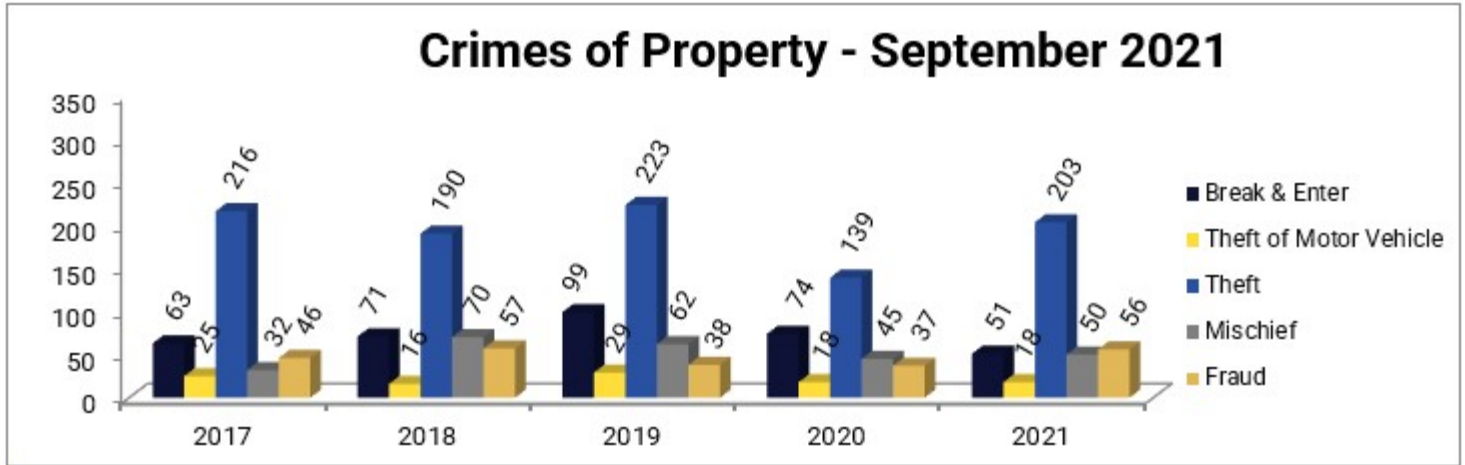
**Crimes of Violence**

Homicide	0	0	0	0	0
Robbery	12	2	2	6	10
Assault	73	42	52	56	47
Sexual Assault	6	11	11	11	5
Domestic Disputes*	128	129	150	104	101



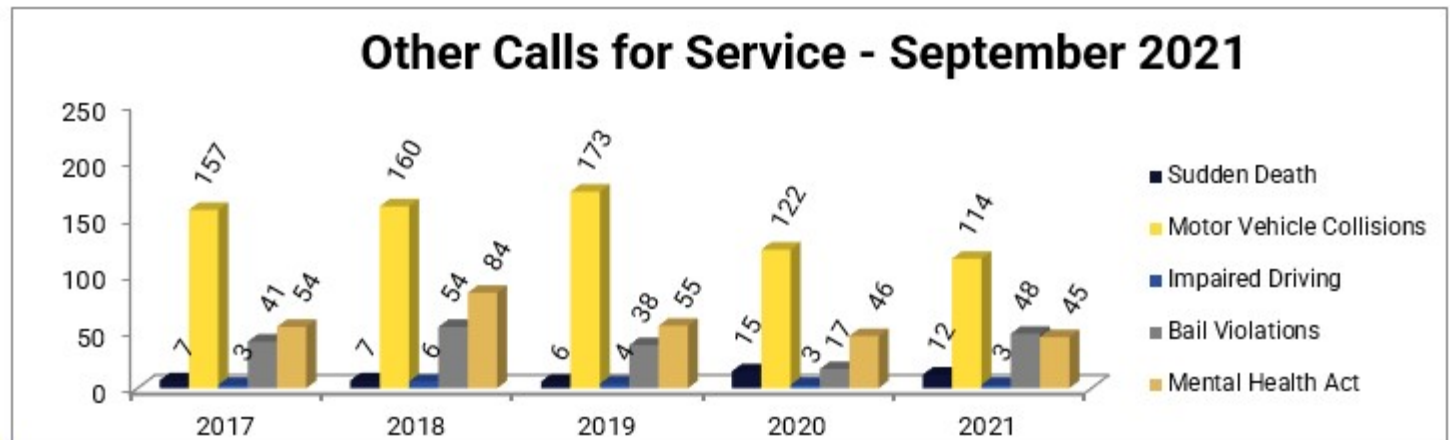
**Crimes of Property**

Break & Enter Total	63	71	99	74	51
~Business	20	12	21	14	10
~Residence	42	49	60	55	35
~Other	1	10	18	5	6
Attempt Break & Enter**	1	5	6	4	9
Theft of Motor Vehicle	25	16	29	18	18
Attempt Theft of Motor Vehicle**	1	0	2	1	0
Theft	216	190	223	139	203
Shoplifting^	40	22	46	15	33
Theft from Motor Vehicle^	76	73	68	61	103
Mischief	32	70	62	45	50
Fraud	46	57	38	37	56



**Others**

Sudden Death	7	7	6	15	12
Motor Vehicle Collisions	157	160	173	122	114
~Fatalities	1	1	0	1	0
~Injuries	15	36	31	8	17
Impaired Driving	3	6	4	3	3
Bail Violations	41	54	38	17	48
Mental Health Act	54	84	55	46	45



\*Portions may be contained in Assaults

\*\*Totals included in primary classification

^Portions may be contained in Thefts

NOTE: Statistical classification revisions cause figures to change perpetually.