

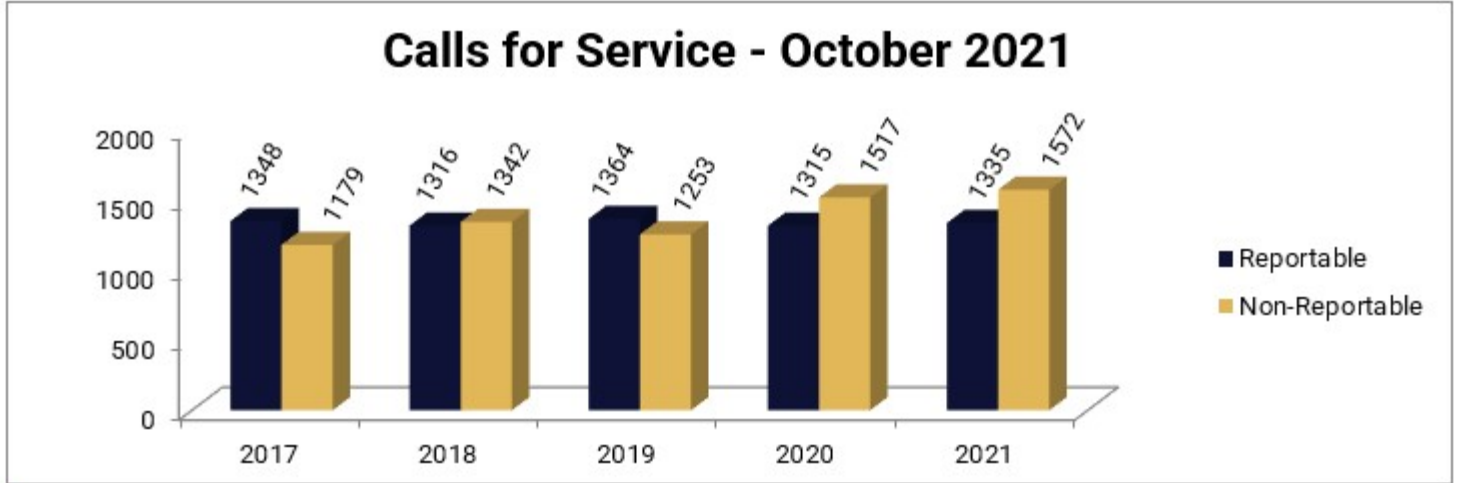


Comparisons for the Month October

2017 2018 2019 2020 2021

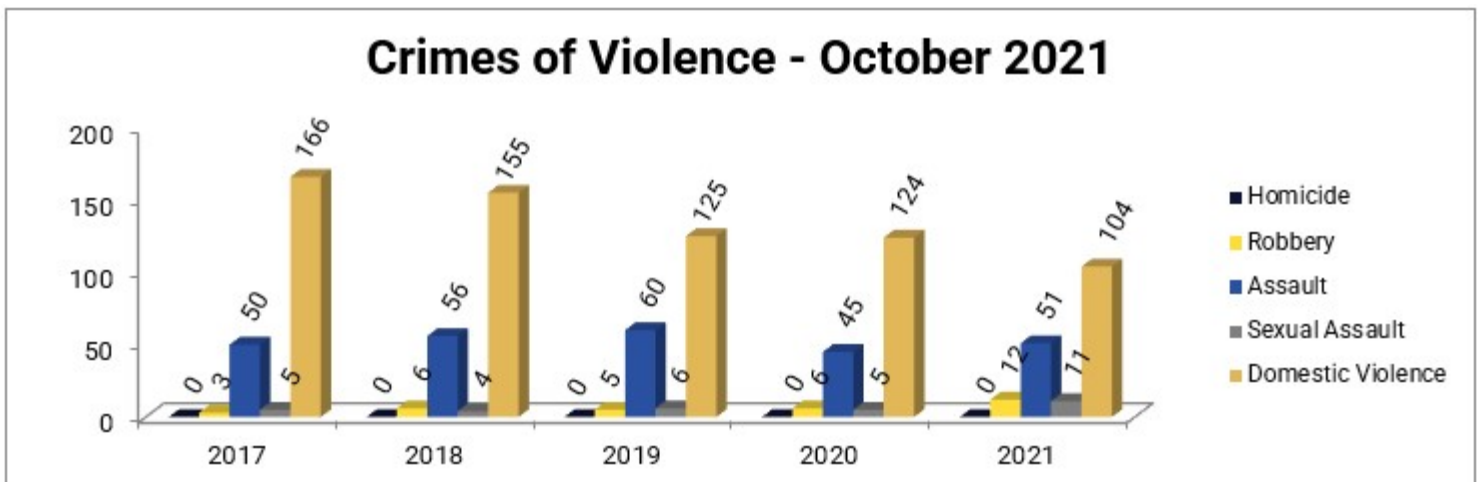
Calls for Service

Reportable	1348	1316	1364	1315	1335
Non-Reportable	1179	1342	1253	1517	1572
Total	2527	2658	2617	2832	2907



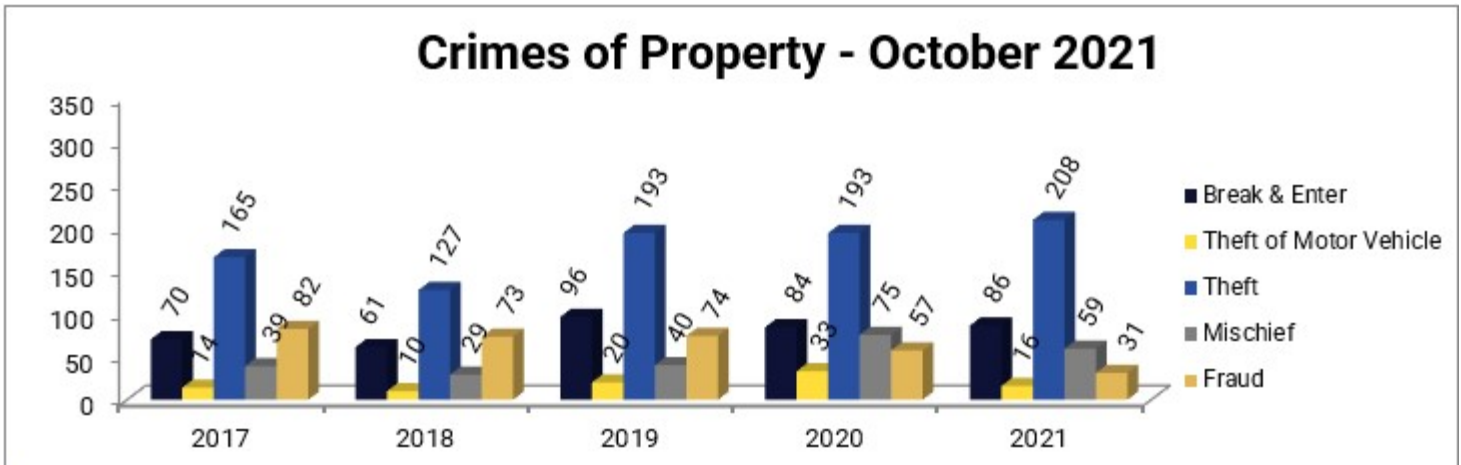
Crimes of Violence

Homicide	0	0	0	0	0
Robbery	3	6	5	6	12
Assault	50	56	60	45	51
Sexual Assault	5	4	6	5	11
Domestic Disputes*	166	155	125	124	104



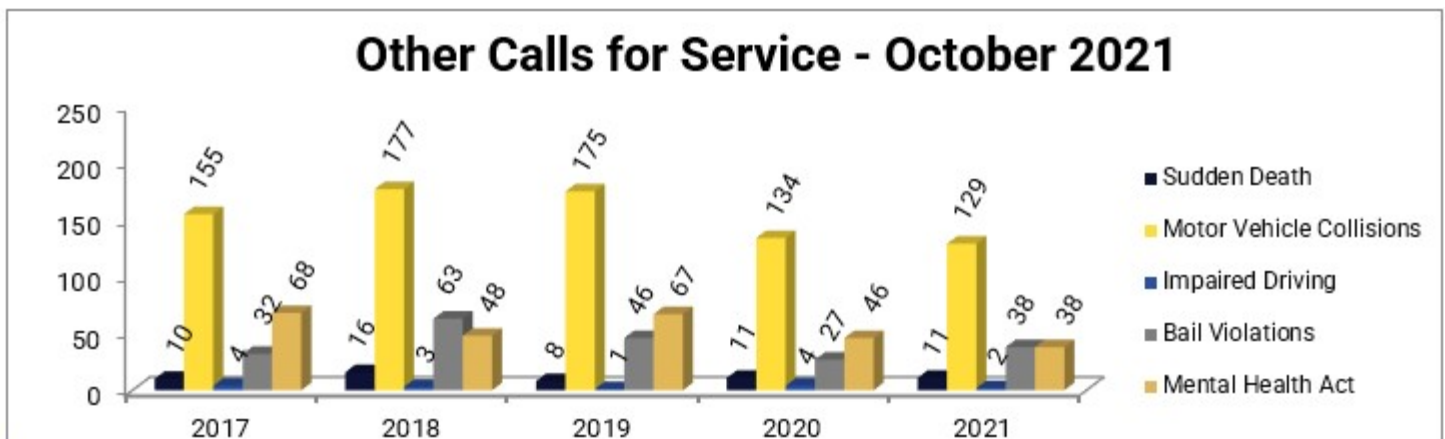
Crimes of Property

Break & Enter Total	70	61	96	84	86
~Business	21	20	18	18	8
~Residence	46	32	54	57	72
~Other	3	9	24	9	6
Attempt Break & Enter**	4	4	14	7	8
Theft of Motor Vehicle	14	10	20	33	16
Attempt Theft of Motor Vehicle**	1	1	2	2	0
Theft	165	127	193	193	208
Shoplifting^	30	25	34	33	37
Theft from Motor Vehicle^	45	31	57	98	119
Mischief	39	29	40	75	59
Fraud	82	73	74	57	31



Others

Sudden Death	10	16	8	11	11
Motor Vehicle Collisions	155	177	175	134	129
~Fatalities	0	1	1	1	1
~Injuries	25	20	20	9	12
Impaired Driving	4	3	1	4	2
Bail Violations	32	63	46	27	38
Mental Health Act	68	48	67	46	38



*Portions may be contained in Assaults

**Totals included in primary classification

^Portions may be contained in Thefts

NOTE: Statistical classification revisions cause figures to change perpetually.