

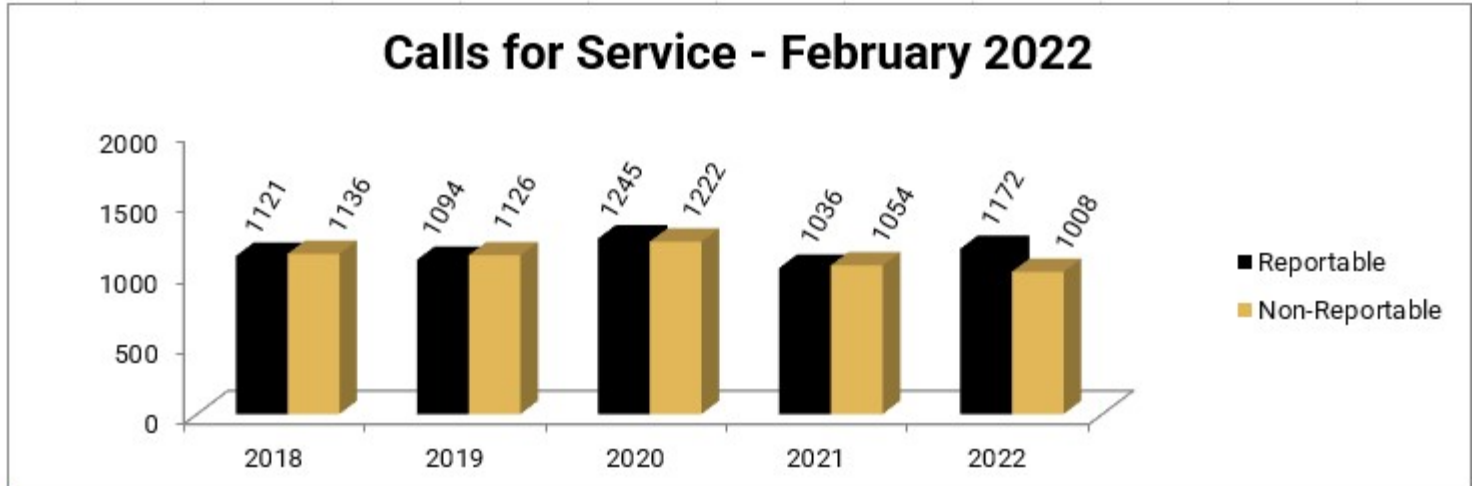


Comparisons for the Month of: February

2018 2019 2020 2021 2022

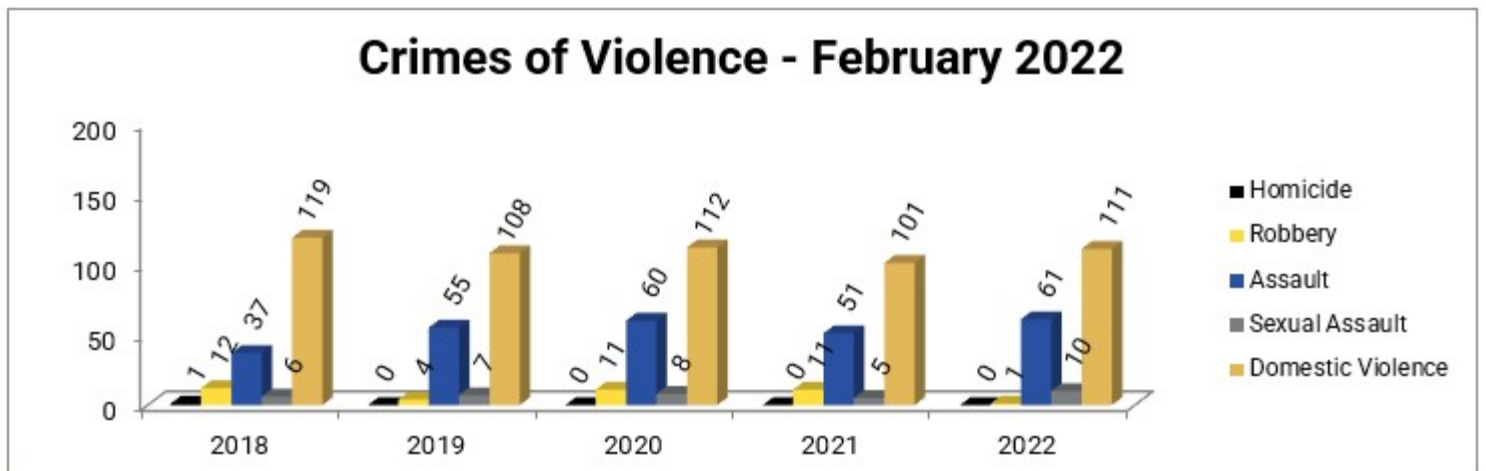
Calls for Service

Reportable	1121	1094	1245	1036	1172
Non-Reportable	1136	1126	1222	1054	1008
Total	2257	2220	2467	2090	2180



Crimes of Violence

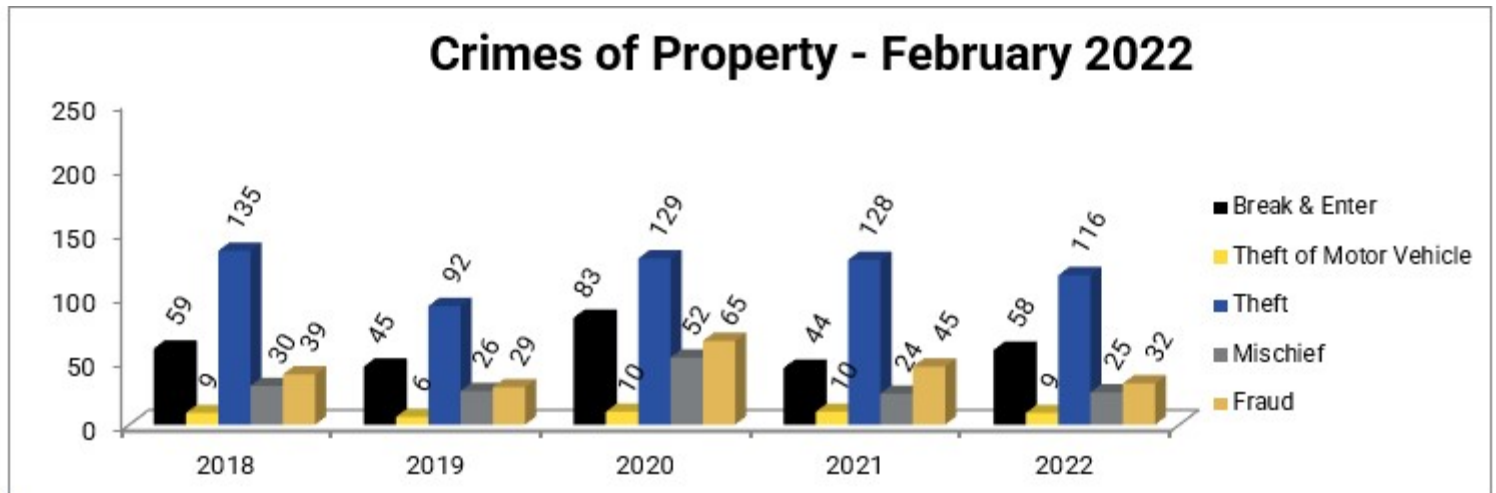
Homicide	1	0	0	0	0
Robbery	12	4	11	11	1
Assault	37	55	60	51	61
Sexual Assault	6	7	8	5	10
Domestic Disputes*	119	108	112	101	111





Comparisons for the Month of: February

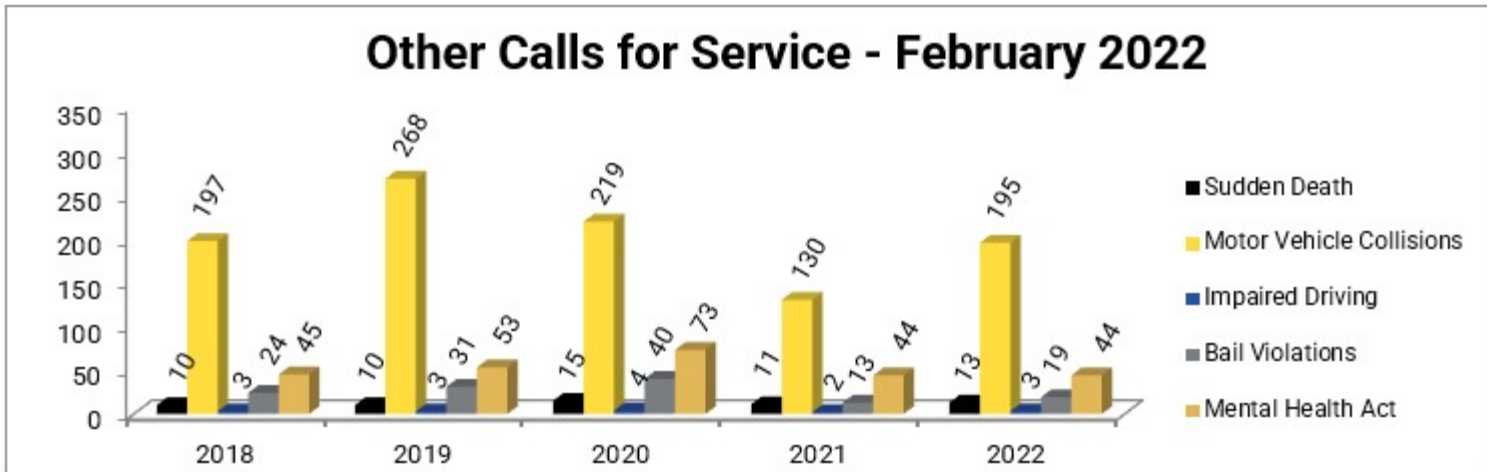
<u>Crimes of Property</u>	2018	2019	2020	2021	2022
Break & Enter Total	59	45	83	44	58
~Business	12	11	27	5	9
~Residence	44	33	50	26	45
~Other	3	1	6	13	4
Attempt Break & Enter**	2	4	6	5	3
Attempt ~ Business	-	-	-	-	0
Attempt ~ Residence	-	-	-	-	3
Attempt ~ Other	-	-	-	-	0
Theft of Motor Vehicle	9	6	10	10	9
Attempt Theft of Motor Vehicle**	2	0	0	0	1
Theft	135	92	129	128	116
Shoplifting^	39	20	33	43	57
Theft from Motor Vehicle^	52	22	61	39	25
Mischief	30	26	52	24	25
Fraud	39	29	65	45	32





Comparisons for the Month of: February

<u>Others</u>	2018	2019	2020	2021	2022
Sudden Death	10	10	15	11	13
Motor Vehicle Collisions	197	268	219	130	195
~Fatalities	0	0	0	0	0
~Injuries	26	25	26	8	13
Impaired Driving	3	3	4	2	3
Bail Violations	24	31	40	13	19
Mental Health Act	45	53	73	44	44



*Portions may be contained in Assaults

**Totals included in primary classification

^Portions may be contained in Thefts

NOTE: Statistical classification revisions cause figures to change perpetually.

Prepared by Tiana Paquette
Statistics Clerk

Approved by Hugh Stevenson
Chief of Police

Date: 20-May-22