



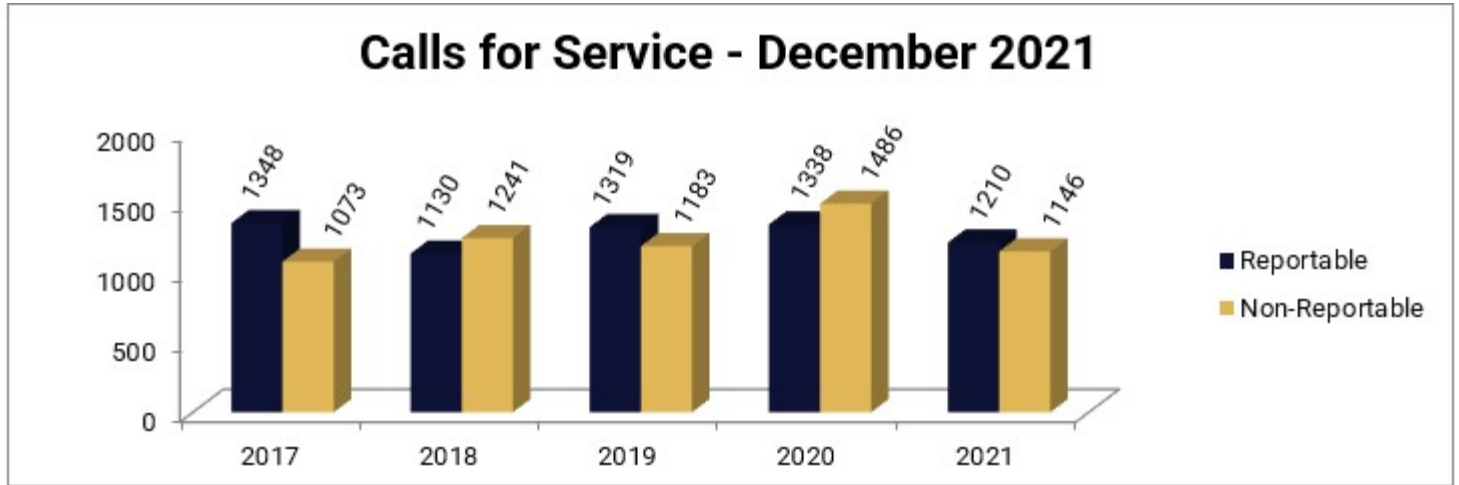
Comparisons for the Month

December

2017 2018 2019 2020 2021

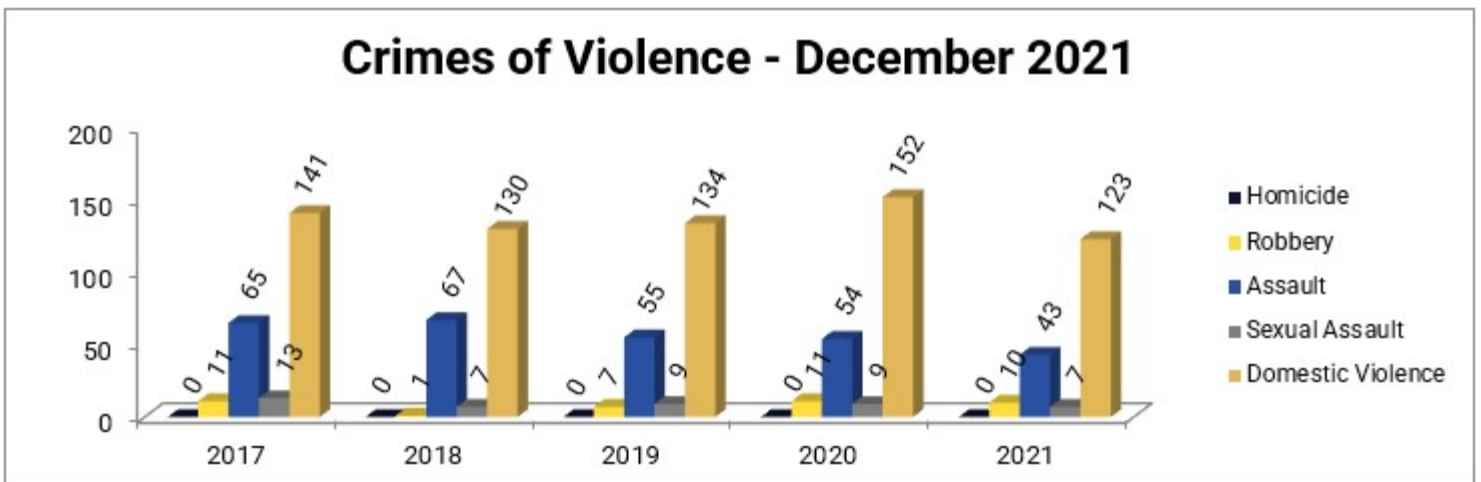
Calls for Service

Reportable	1348	1130	1319	1338	1210
Non-Reportable	1073	1241	1183	1486	1146
Total	2421	2371	2502	2824	2356



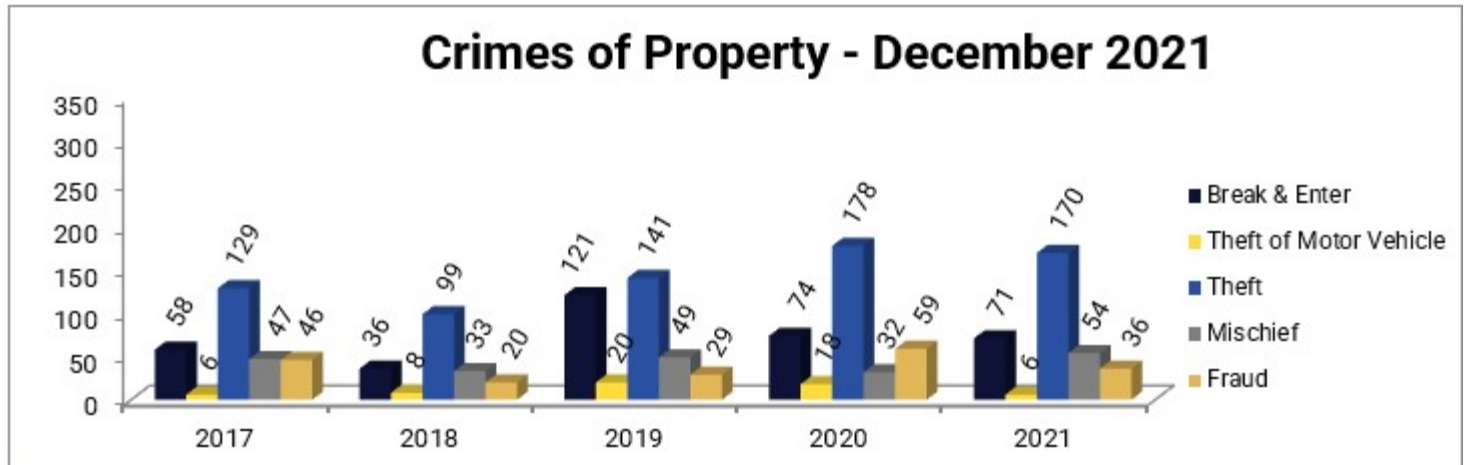
Crimes of Violence

Homicide	0	0	0	0	0
Robbery	11	1	7	11	10
Assault	65	67	55	54	43
Sexual Assault	13	7	9	9	7
Domestic Disputes*	141	130	134	152	123



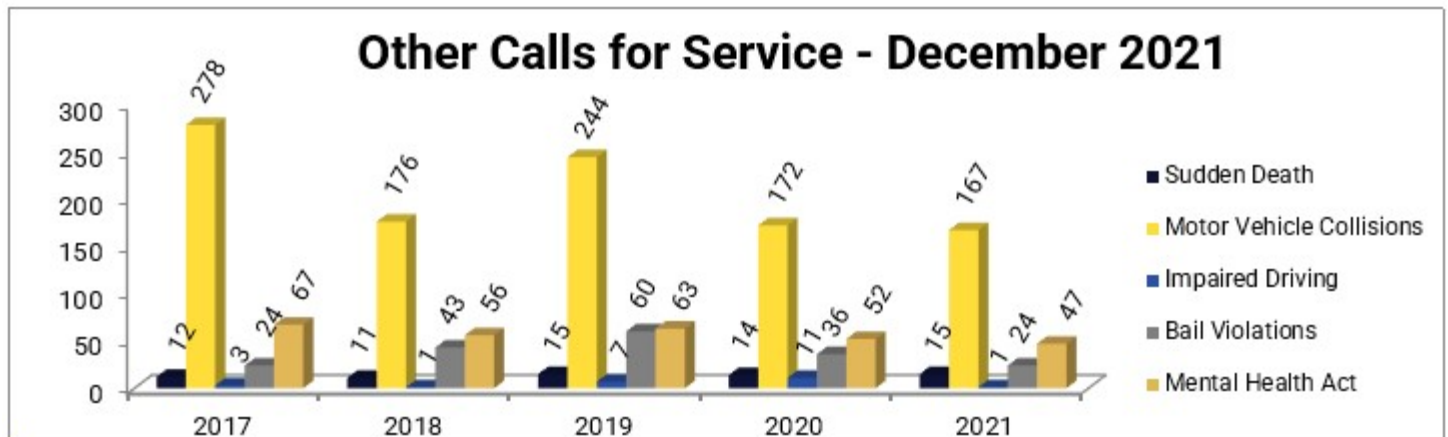
Crimes of Property

Break & Enter Total	58	36	121	74	71
~Business	16	2	15	15	8
~Residence	41	31	102	52	60
~Other	1	3	4	7	3
Attempt Break & Enter**	3	8	10	7	10
Theft of Motor Vehicle	6	8	20	18	6
Attempt Theft of Motor Vehicle**	0	0	1	1	1
Theft	129	99	141	178	170
Shoplifting^	31	23	48	50	57
Theft from Motor Vehicle^	47	22	39	66	70
Mischief	47	33	49	32	54
Fraud	46	20	29	59	36



Others

Sudden Death	12	11	15	14	15
Motor Vehicle Collisions	278	176	244	172	167
~Fatalities	0	1	0	1	0
~Injuries	20	20	39	13	8
Impaired Driving	3	1	7	11	1
Bail Violations	24	43	60	36	24
Mental Health Act	67	56	63	52	47



*Portions may be contained in Assaults

**Totals included in primary classification

^Portions may be contained in Thefts

NOTE: Statistical classification revisions cause figures to change perpetually.