

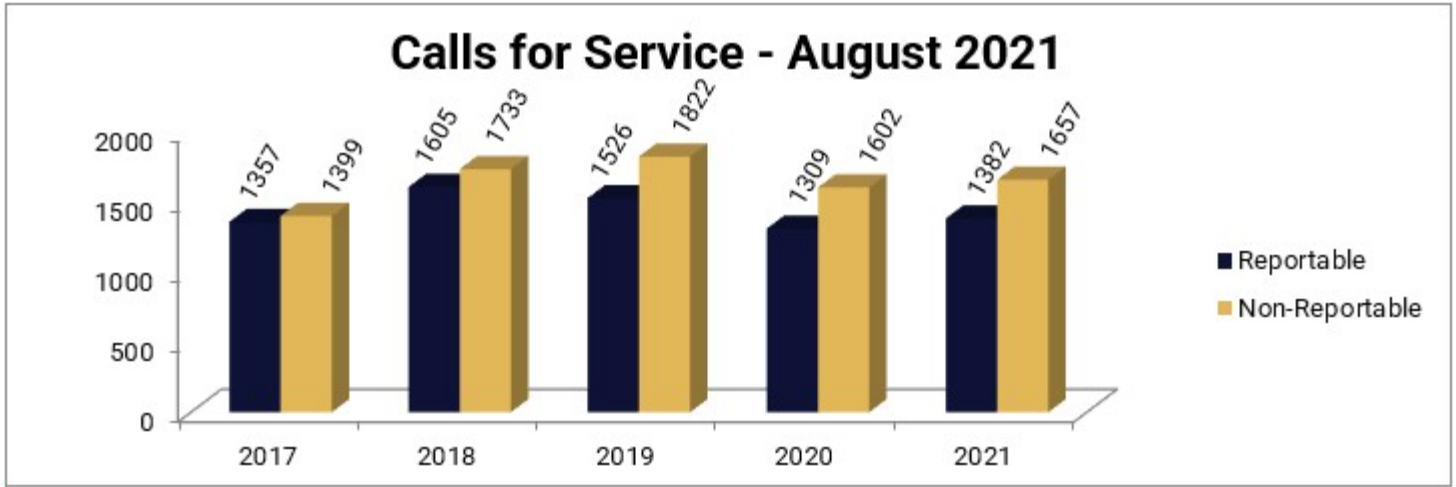


Comparisons for the Month August

	2017	2018	2019	2020	2021
Calls for Service					
Reportable	1357	1605	1526	1309	1382
Non-Reportable	1399	1733	1822	1602	1657
Total	2756	3338	3348	2911	3039

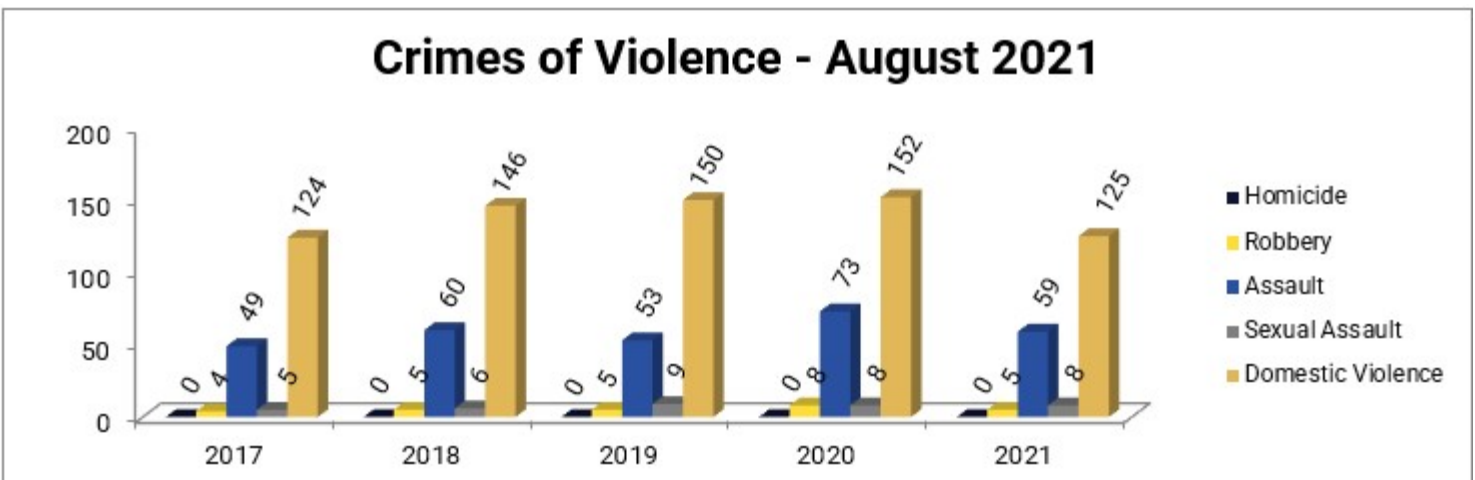
Calls for Service

	2017	2018	2019	2020	2021
Reportable	1357	1605	1526	1309	1382
Non-Reportable	1399	1733	1822	1602	1657
Total	2756	3338	3348	2911	3039



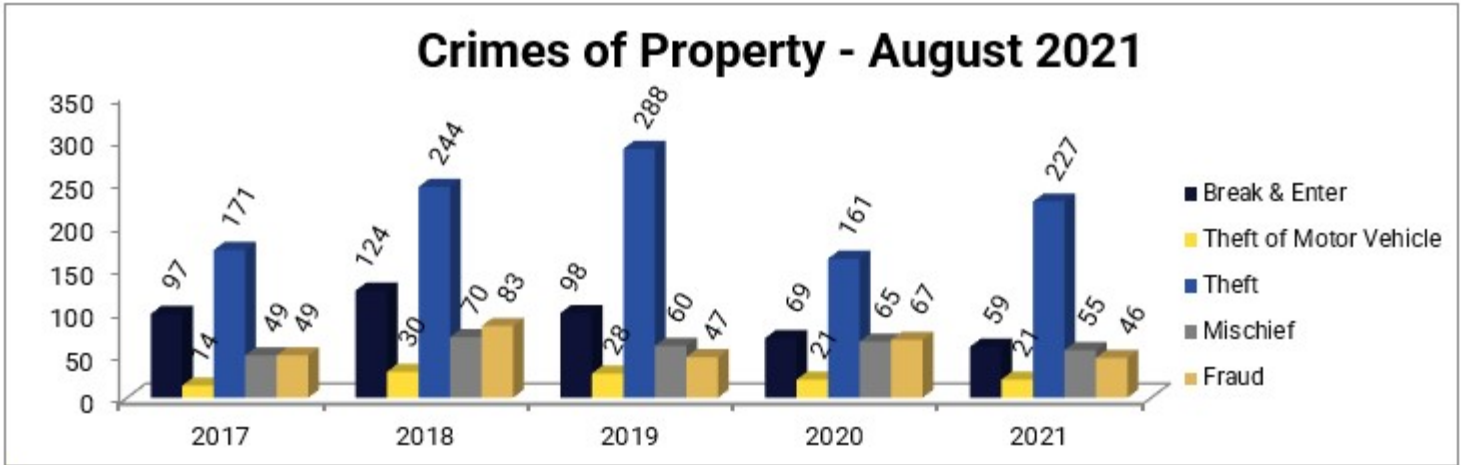
Crimes of Violence

	2017	2018	2019	2020	2021
Homicide	0	0	0	0	0
Robber	4	5	5	8	5
Assault	49	60	53	73	59
Sexual Assault	5	6	9	8	8
Domestic Disputes*	124	146	150	152	125



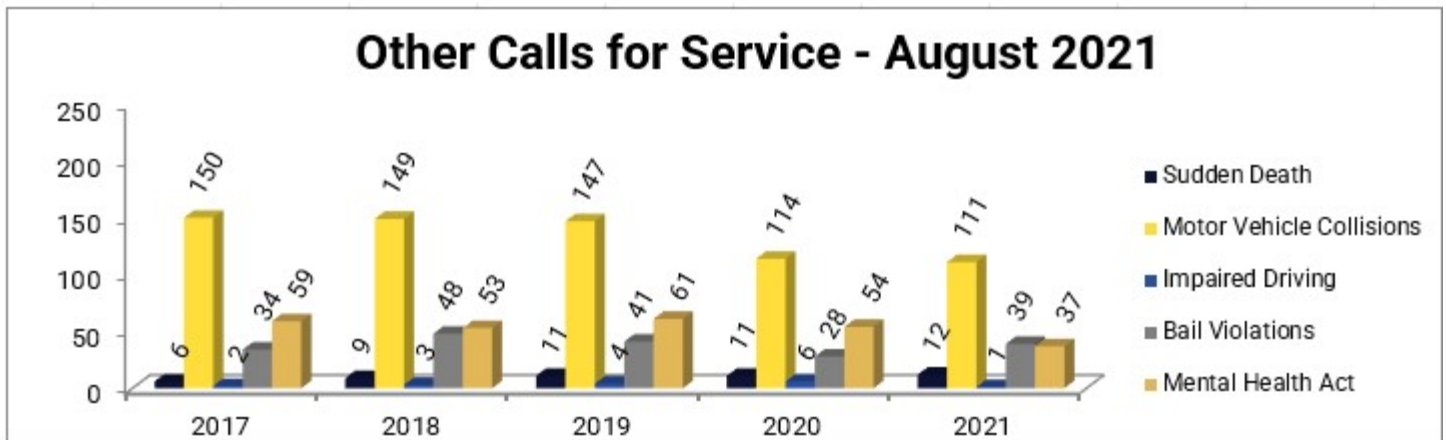
Crimes of Property

Break & Enter Total	97	124	98	69	59
~Business	21	16	17	9	8
~Residence	76	106	74	58	49
~Other	0	2	7	2	2
Attempt Break & Enter**	1	6	3	8	6
Theft of Motor Vehicle	14	30	28	21	21
Attempt Theft of Motor Vehicle**	1	4	0	1	0
Theft	171	244	288	161	227
Shoplifting^	40	47	46	18	66
Theft from Motor Vehicle^	46	91	85	66	91
Mischief	49	70	60	65	55
Fraud	49	83	47	67	46



Others

Sudden Death	6	9	11	11	12
Motor Vehicle Collisions	150	149	147	114	111
~Fatalities	0	0	0	0	0
~Injuries	12	23	22	11	12
Impaired Driving	2	3	4	6	1
Bail Violations	34	48	41	28	39
Mental Health Act	59	53	61	54	37



*Portions may be contained in Assaults

**Totals included in primary classification

^Portions may be contained in Thefts

NOTE: Statistical classification revisions cause figures to change perpetually.