# Sault Ste. Marie Police Service

Monthly Statistical Report

Comparisons for the Month of: June

| | 2016 | 2017 | 2018 | 2019 | 2020 |
|---|---|---|---|---|---|
| **Calls for Service** | | | | | |
| Reportable | 1151 | 1427 | 1414 | 1179 | 1224 |
| Non-Reportable | 1240 | 1290 | 1475 | 1392 | 1471 |
| Total | 2391 | 2717 | 2889 | 2571 | 2695 |

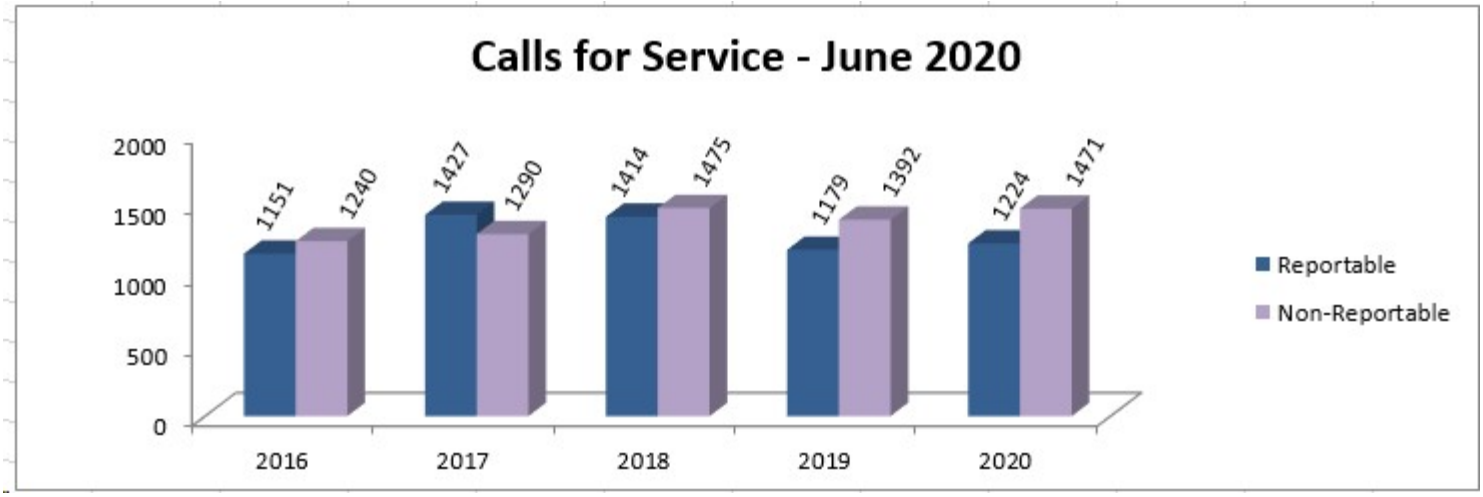


| | 2016 | 2017 | 2018 | 2019 | 2020 |
|---|---|---|---|---|---|
| **Crimes of Violence** | | | | | |
| Homicide | 0 | 0 | 0 | 1 | 0 |
| Robbery | 6 | 2 | 4 | 1 | 4 |
| Assault | 53 | 67 | 64 | 57 | 46 |
| Sexual Assault | 2 | 10 | 5 | 5 | 9 |
| Domestic Disputes* | 146 | 157 | 133 | 143 | 166 |

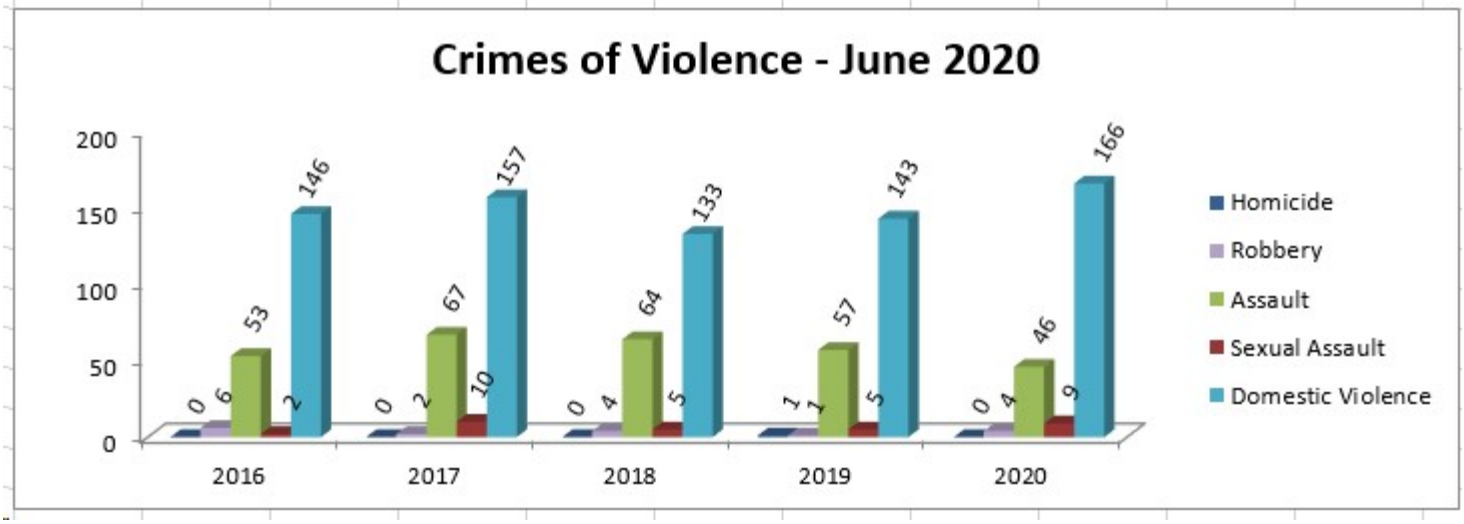

Comparisons for the Month of: June

**Crimes of Property**

| | | | | | |
|---|---|---|---|---|---|
| Break & Enter Total | 56 | 69 | 74 | 51 | 55 |
| ~Business | 9 | 10 | 9 | 10 | 10 |
| ~Residence | 46 | 46 | 63 | 38 | 41 |
| ~Other | 1 | 13 | 2 | 3 | 4 |
| Attempt Break & Enter | 3 | 1 | 6 | 1 | 14 |
| Theft of Motor Vehicle | 10 | 7 | 15 | 8 | 7 |
| Attempt Theft of Motor Vehicle** | 0 | 0 | 2 | 0 | 0 |
| Theft | 93 | 157 | 211 | 105 | 125 |
| Shoplifting^ | 14 | 36 | 39 | 17 | 11 |
| Theft from Motor Vehicle^ | 24 | 31 | 65 | 13 | 49 |
| Mischief | 32 | 45 | 33 | 56 | 71 |
| Fraud | 29 | 23 | 51 | 31 | 28 |

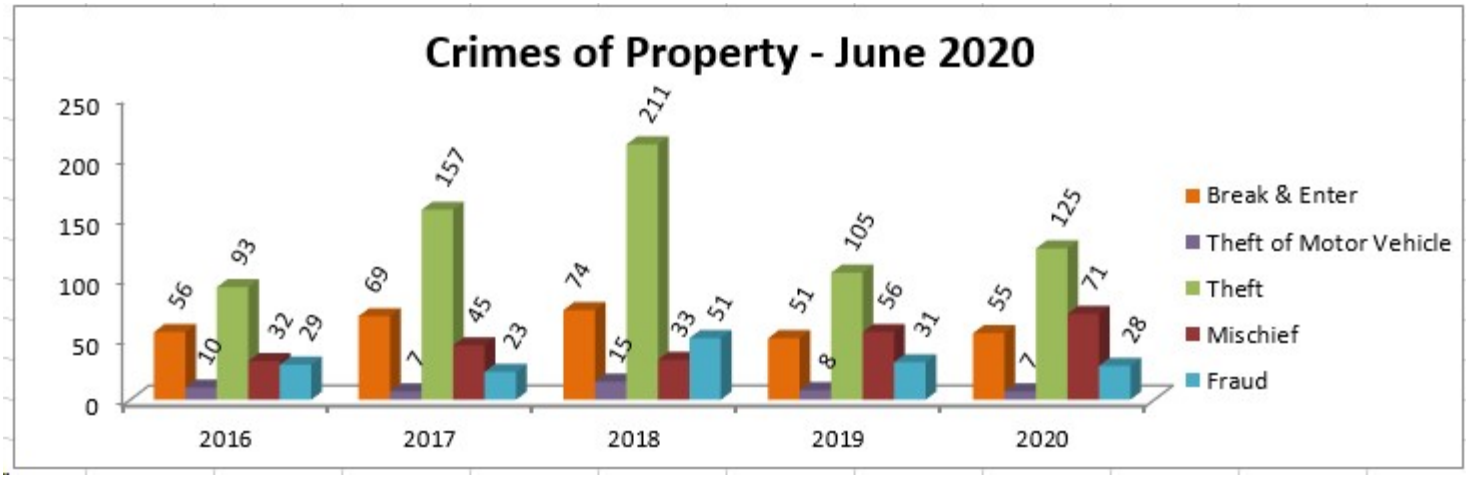


**Others**

| | | | | | |
|---|---|---|---|---|---|
| Sudden Death | 5 | 10 | 8 | 9 | 13 |
| Motor Vehicle Collisions | 148 | 142 | 149 | 190 | 95 |
| ~Fatalities | 1 | 0 | 0 | 0 | 1 |
| ~Injuries | 18 | 15 | 26 | 34 | 11 |
| Impaired Driving | 6 | 4 | 3 | 4 | 4 |
| Bail Violations | 24 | 44 | 43 | 55 | 23 |
| Mental Health Act | 76 | 68 | 69 | 76 | 46 |

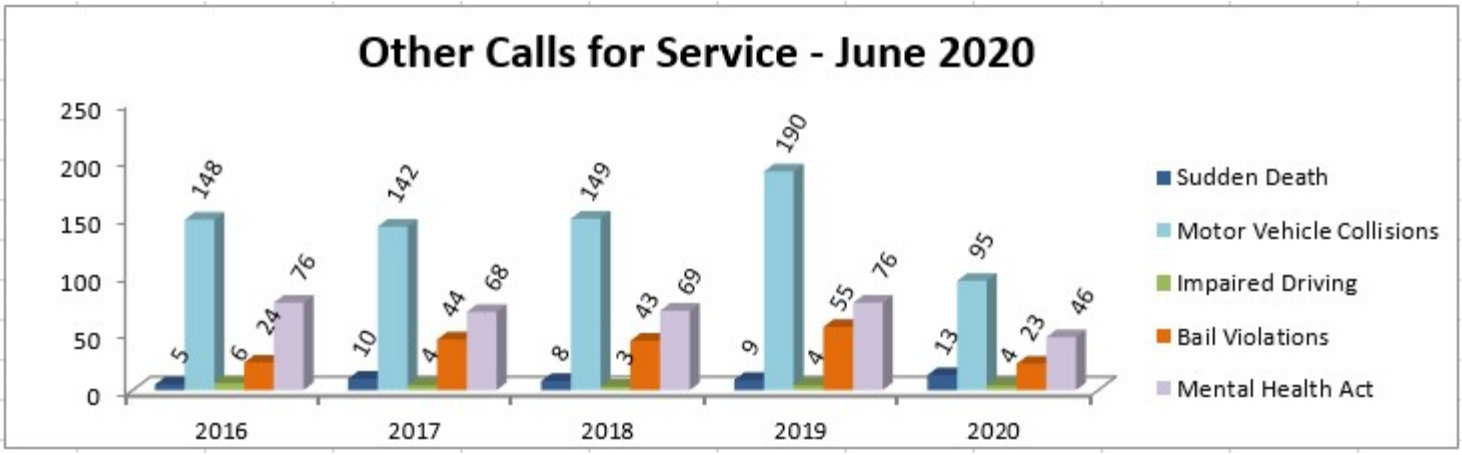


*Portions may be contained in Assaults
**Totals included in primary classification
^Portions may be contained in Thefts
NOTE: Statistical classification revisions cause figures to change perpetually.

Prepared by: Tiana Paquette, Statistics Clerk

Approved by: Hugh Stevenson, Chief of Police

Date: 12-Aug-20