



Sault Ste. Marie Police Service

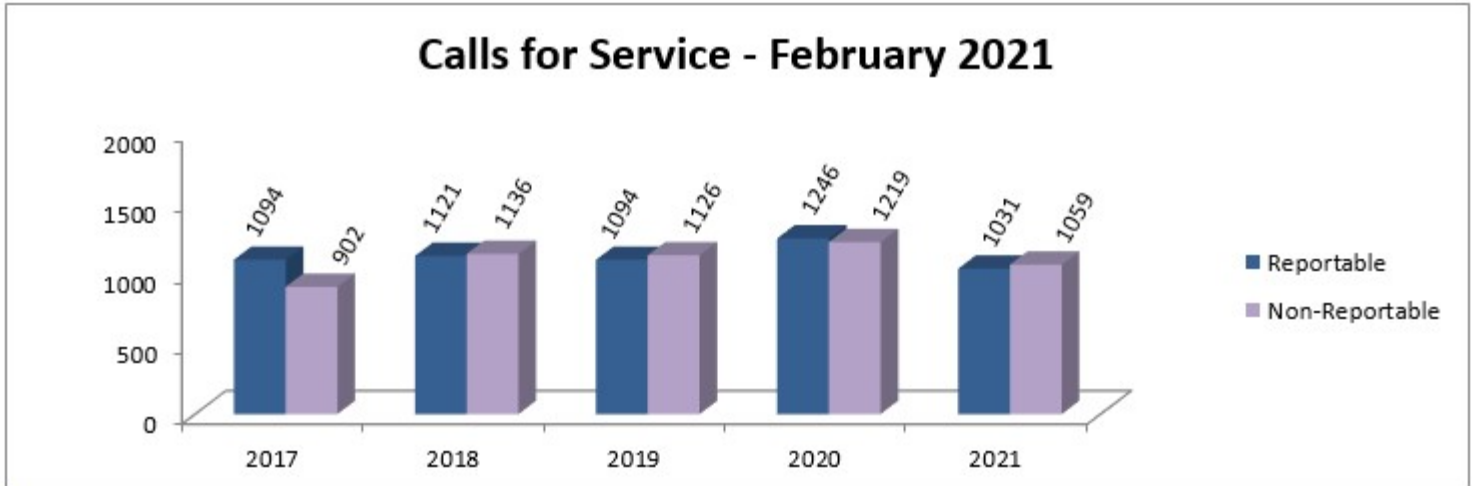
Monthly Statistical Report

Comparisons for the Month of: February

2017 2018 2019 2020 2021

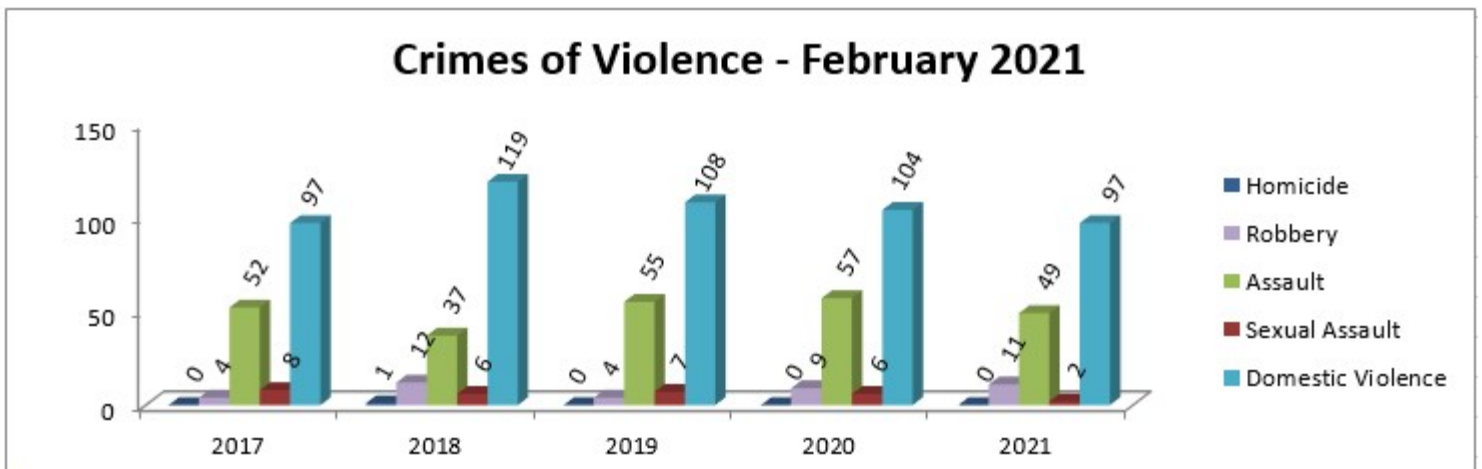
Calls for Service

Reportable	1094	1121	1094	1246	1031
Non-Reportable	902	1136	1126	1219	1059
Total	1996	2257	2220	2465	2090



Crimes of Violence

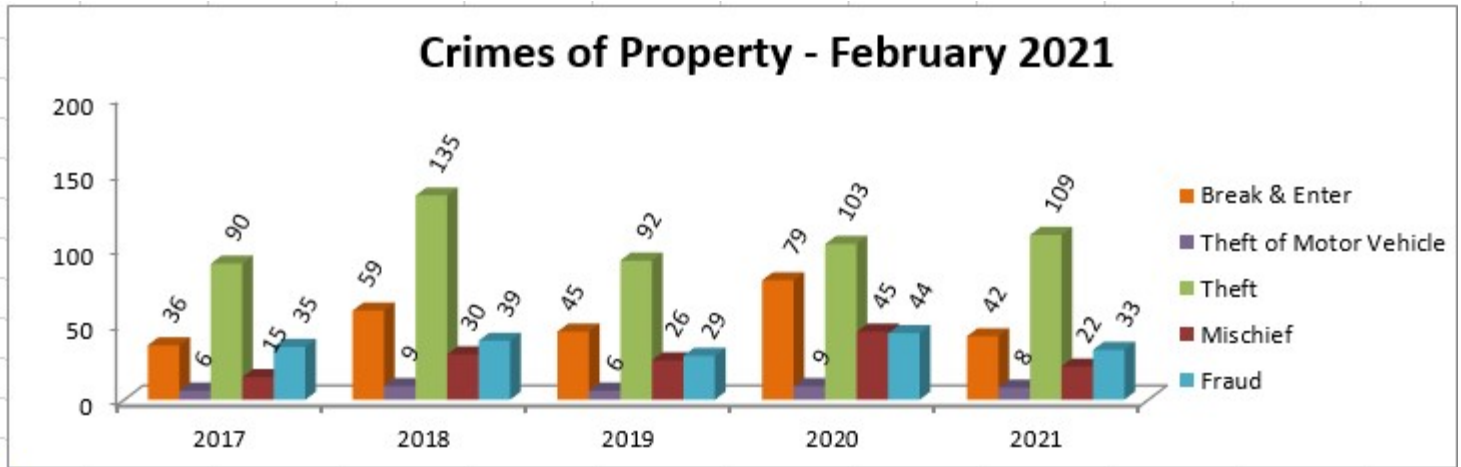
Homicide	0	1	0	0	0
Robbery	4	12	4	9	11
Assault	52	37	55	57	49
Sexual Assault	8	6	7	6	2
Domestic Disputes*	97	119	108	104	97



Comparisons for the Month of: February

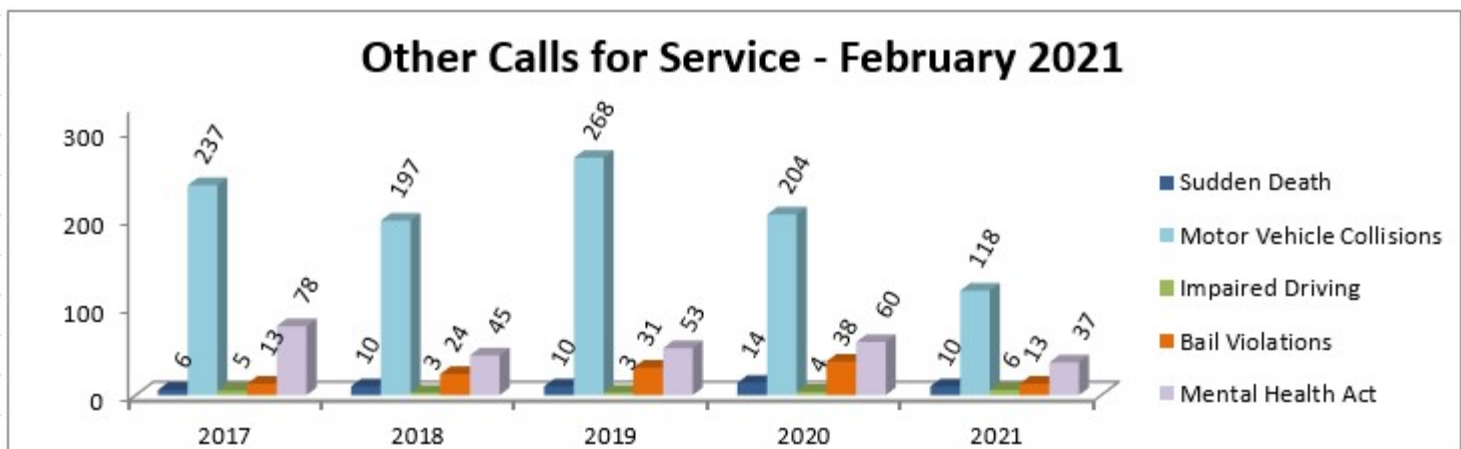
Crimes of Property

Break & Enter Total	36	59	45	79	42
~Business	2	12	11	27	5
~Residence	32	44	33	47	25
~Other	2	3	1	5	12
Attempt Break & Enter	0	2	4	5	4
Theft of Motor Vehicle	6	9	6	9	8
Attempt Theft of Motor Vehicle**	1	2	0	0	0
Theft	90	135	92	103	109
Shoplifting^	23	39	20	19	32
Theft from Motor Vehicle^	16	52	22	53	38
Mischief	15	30	26	45	22
Fraud	35	39	29	44	33



Others

Sudden Death	6	10	10	14	10
Motor Vehicle Collisions	237	197	268	204	118
~Fatalities	1	0	0	0	0
~Injuries	13	26	25	25	8
Impaired Driving	5	3	3	4	6
Bail Violations	13	24	31	38	13
Mental Health Act	78	45	53	60	37



*Portions may be contained in Assaults

**Totals included in primary classification

^Portions may be contained in Thefts

NOTE: Statistical classification revisions cause figures to change perpetually.

Prepared by: Tiana Paquette
Statistics Clerk

Approved by: Hugh Stevenson
Chief of Police

Date: 13-Apr-21